

JOHN WAYNE AIRPORT
ORANGE COUNTY



REVENUE REPORT

2020-2021



JOHN WAYNE AIRPORT ORANGE COUNTY

REPORT OVERVIEW

This report summarizes revenue from John Wayne Airport (Airport) operations for Fiscal Year (FY) 2020-2021. Revenue from operations for FY 2019-2020 is also included for comparative purposes. Operational revenue consists of revenue from commercial and commuter airlines, all cargo air service, parking, general aviation, concessionaires and rental car agencies. Non-operational revenue such as interest income, grant funding, and passenger facility charges is not included.

Operational revenue for FY 2020-21 decreased 17.81% from the prior year. The change is primarily attributable to a decrease in revenue from commercial airlines, food and beverage, ground transportation, rental car, and parking, partially offset by an increase in revenue from fixed-base operators.

In this fiscal year, the COVID-19 pandemic affected the Airport's operating revenue as well as tenants' business activity dramatically. The Airport approved to defer some tenants' March 1 through September 30, 2020 Terminal rent or Minimum Annual Guarantee (MAG) rent. The Airport also approved to abate some tenants' June 2021 MAG or percent rent. Each of these tenants' report page is noted.

This report was prepared on the accrual basis of accounting, unless otherwise noted. Revenue is recognized when earned. The revenue reported is based on actual revenue earned for the fiscal year, whereas the revenue reported in the audited financial statements includes estimates.

TABLE OF CONTENTS



TABLE OF CONTENTS

	Page Number
1. Airport Revenue Summary	
Summary Graph	1-1
Summary Schedule	1-2
2. Advertising	
Summary Graph	2-1
Summary Schedule	2-2
Lamar Airport Advertising Co.	2-3
SecurityPoint Media, LLC	2-4
3. Airline Related Services	
Summary Graph	3-1
Summary Schedule	3-2
ABM Janitorial Services	3-3
Aircraft Service International, Inc.	3-4
Airport Terminal Services	3-5
Baggage Express	3-6
DAL Global Services, LLC	3-7
G2 Secure Staff	3-8
Jett Pro Line Maintenance	3-9
Matrix Aviation Services	3-10
Roadie, Inc.	3-11
SCIS Air Security Corporation	3-12
Sierra Aviation Group	3-13
SNAFuel, Inc.	3-14
US Aviation Services Corp.	3-15
4. All Cargo Air Service	
Summary Graph	4-1
Summary Schedule	4-2
Federal Express Corporation	4-3
United Parcel Service Co.	4-4
5. Commercial Airlines	
Summary Graph	5-1
Summary Schedule	5-2
Alaska Airlines, Inc.	5-3
Allegiant Air, LLC	5-4
American Airlines, Inc.	5-5
Compass Airlines, LLC	5-6
Delta Air Lines	5-7
Frontier Airlines, Inc.	5-8
Horizon Air Industries, Inc.	5-9
Skywest Airlines, Inc. (Commercial)	5-10
Southwest Airlines Co.	5-11
Spirit Airlines, Inc.	5-12

Sun Country, Inc. dba Sun Country Airlines	5-13
United Airlines, Inc.	5-14
WestJet, an Alberta Partnership	5-15
6. Commuter Airlines	
Summary Graph	6-1
Summary Schedule	6-2
Delux Public Charter, LLC dba JetSuiteX Air	6-3
Skywest Airlines, Inc.	6-4
7. County Hangars and Tiedowns	
Summary Graph	7-1
Summary Schedule	7-2
8. Fixed-Base Operators (FBO)	
Summary Graph	8-1
Summary Schedule	8-2
Aviation Consultants, Inc. dba ACI Jet (Old Lease)	8-3
Aviation Consultants, Inc. dba ACI Jet (New Lease)	8-4
Clay Lacy Aviation, Inc.	8-5
Jay's Aircraft Maintenance	8-6
Jay's Air Center, LLC	8-7
Martin Aviation, LP	8-8
Newport FBO Two, LLC dba Atlantic Aviation	8-9
9. Food and Beverage	
Summary Graph	9-1
Summary Schedule	9-2
Ana M Rodriguez dba Rodriguez Catering	9-3
Asfour Family Corporation dba Subway	9-4
Bambuza OC Ventures, LLC	
dba The Coffee Bean & Tea Leaf	9-5
CKE Restaurants, Inc. dba Carl's Jr.	9-6
Hojeij Branded Foods, LLC	9-7
Host International, Inc.	9-8
McDonald's USA, LLC	9-9
10. Gifts, News, Sundries, and Specialty	
Summary Graph	10-1
Summary Schedule	10-2
John Wayne NG-AC JV (The Hudson Group)	10-3
Paradies - OC, LLC	10-4
XpresSpa John Wayne Airport, LLC	10-5
11. Golf Course	
Summary Graph	11-1
Newport Beach Golf Course, LLC	11-2

12. Ground Transportation	
Summary Graph	12-1
Summary Schedule	12-2
Cabco Yellow, Inc.	12-3
Pacific Coast Sightseeing Tours and Charters, Inc. dba Coach USA	12-4
Shuttle/Commercial Vehicle Operators	12-5
Transportation Network Company (TNC) Operators	12-6
13. Hangars	
Summary Graph	13-1
Summary Schedule	13-2
Aviation Consultants, Inc. dba ACI Jet	13-3
Executive Hangars	13-4
McHone South Coast Associates	13-5
14. In-Flight Food Service	
Summary Graph	14-1
Sky Chefs, Inc.	14-2
15. Parking	
Summary Graph	15-1
Summary Schedule	15-2
Parking Facilities Operation (LAZ Parking California, LLC)	15-3
Valet Parking (LAZ Parking California, LLC)	15-4
16. Rental Car Concessions	
<i>On-Airport:</i>	
Summary Graph	16-1
Summary Schedule	16-2
Avis Budget Car Rental, LLC dba Avis	16-3
Avis Budget Car Rental, LLC dba Budget	16-4
Enterprise Rent-A-Car Company of Los Angeles, LLC dba Alamo Rent A Car and National Car Rental	16-5
Enterprise Rent-A-Car Company of Los Angeles, LLC dba Alamo Rent A Car	16-6
Enterprise Rent-A-Car Company of Los Angeles, LLC dba Enterprise Rent-A-Car	16-7
Enterprise Rent-A-Car Company of Los Angeles, LLC dba National Car Rental	16-8
The Hertz Corporation	16-9
The Hertz Corporation dba Dollar Rent A Car	16-10
The Hertz Corporation dba Hertz	16-11
The Hertz Corporation dba Hertz (Operating as Thrifty Car Rental)	16-12

Off-Airport:

Summary Graph	16-13
Summary Schedule	16-14
3MP Enterprise, Inc. dba U-Save Car & Truck Rental	16-15
Airport Van Rental, Inc.	16-16
DTG Operations, Inc. dba Thrifty Car Rental	16-17
Fox Rent A Car, Inc.	16-18
Gitibin & Associates, Inc. dba Go Rentals	16-19
Los Angeles Van Rentals, Inc. dba Orange County Van Rental	16-20
Midway Car Rental	16-21
OC Pacific Enterprise, Inc. dba Stop Then Go Rent A Car	16-22
Sasha Management, Inc. dba SNA Auto Rental	16-23
Silvercar, Inc.	16-24
Socal Van Rental, Inc. dba United Van Rentals	16-25
UR Enterprises, Inc. dba United Auto Rental, Inc.	16-26

17. Wash and Wax

Summary Graph	17-1
Summary Schedule	17-2
Advanced Detail	17-3
American Aircraft Maintenance, Inc.	17-4
Boom Aviation, Inc.	17-5
Immaculate Flight, LLC	17-6
Martin Aviation	17-7
Red Carpet Aviation, LLC	17-8

18. Miscellaneous

Summary Graph	18-1
Summary Schedule	18-2
AOG Jet Support, Inc.	18-3
California Aero Marketing, LLC	18-4
Concourse Communications Group	18-5
Exelis, Inc.	18-6
Harmic Air, Inc.	18-7
Idemia Identity & Security USA, LLC	18-8
Oncall Corporate Jet Repair, Inc.	18-9
Orange County Chapter of the American Institute of Architects, A California Corporation	18-10
Perimeter Fence Access Fees	18-11
Rich Multimedia Technologies	18-12
SchoolsFirst Federal Credit Union	18-13
Smarte Carte	18-14
Socal Jet Services, Inc.	18-15
Transportation Security Administration	18-16

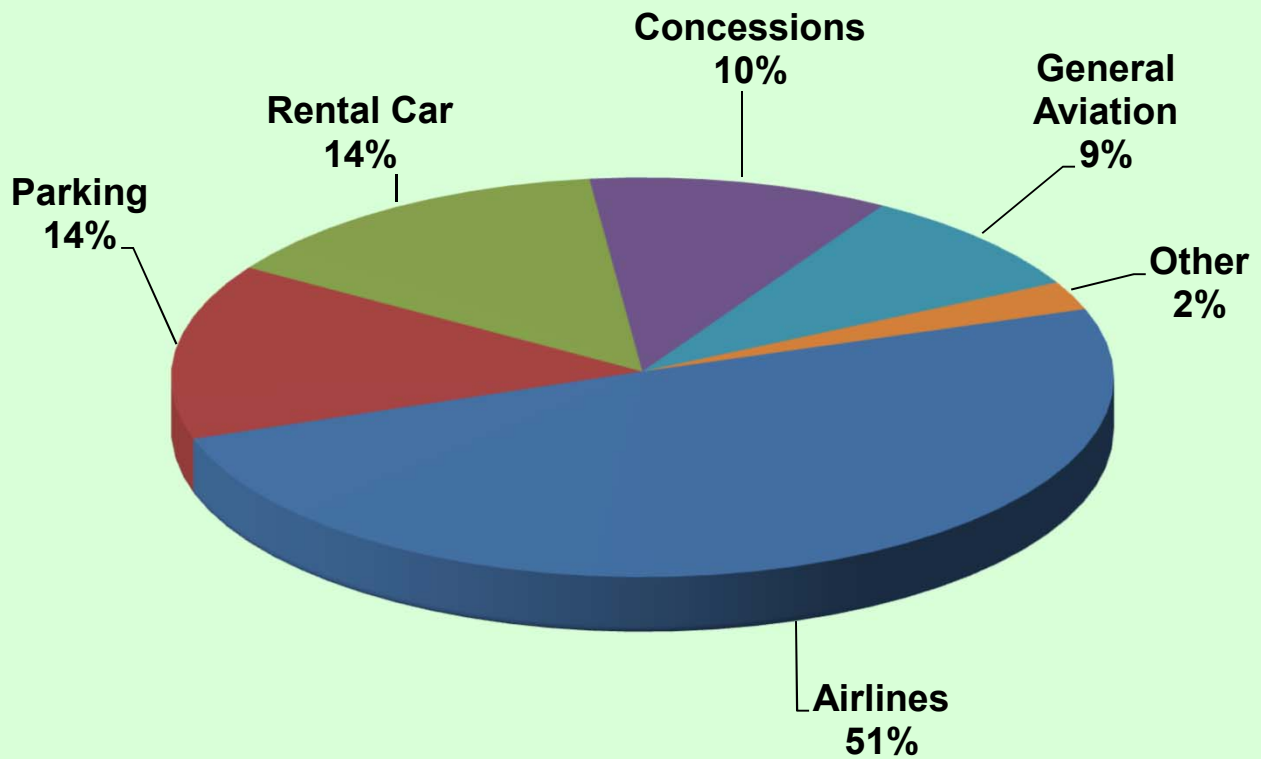
AIRPORT REVENUE SUMMARY

AIRPORT REVENUE
SUMMARY



FY 2020-2021 Revenue

JOHN WAYNE AIRPORT ORANGE COUNTY



JOHN WAYNE AIRPORT
ORANGE COUNTY

REVENUE SUMMARY FOR FY 2020-2021

CATEGORY	2020-2021 REVENUE (a)	2019-2020 REVENUE (b)	% CHANGE
ADVERTISING	\$ 1,364,510	\$ 1,630,894	-16.33%
AIRLINE RELATED SERVICES	1,301,278	1,308,094	-0.52%
ALL CARGO AIR SERVICE	856,907	882,715	-2.92%
COMMERCIAL AIRLINES	49,075,612	52,462,546	-6.46%
COMMUTER AIRLINES	506,098	430,770	17.49%
COUNTY HANGARS & TIEDOWNS	258,270	633,696	-59.24%
FIXED-BASE OPERATORS	7,544,564	5,311,010	42.06%
FOOD AND BEVERAGE	4,395,547	6,484,552	-32.22%
GIFTS, NEWS, SUNDRIES, & SPECIALTY	2,727,610	3,278,366	-16.80%
GOLF COURSE	274,173	215,909	26.99%
GROUND TRANSPORTATION	1,758,906	5,558,365	-68.36%
HANGARS	762,857	1,494,873	-48.97%
IN-FLIGHT FOOD SERVICE	84,825	380,004	-77.68%
PARKING	14,169,457	24,386,205	-41.90%
RENTAL CAR - ON AIRPORT	13,634,165	15,543,535	-12.28%
RENTAL CAR - OFF AIRPORT	278,922	616,985	-54.79%
WASH AND WAX	139,456	114,299	22.01%
MISCELLANEOUS	567,152	574,508	-1.28%
TOTALS	\$ 99,700,309	\$ 121,307,326	-17.81%

NOTE:

a - The revenue reported is based on actual revenue earned for the fiscal year, whereas the revenue reported in the audited financial statements includes estimates.

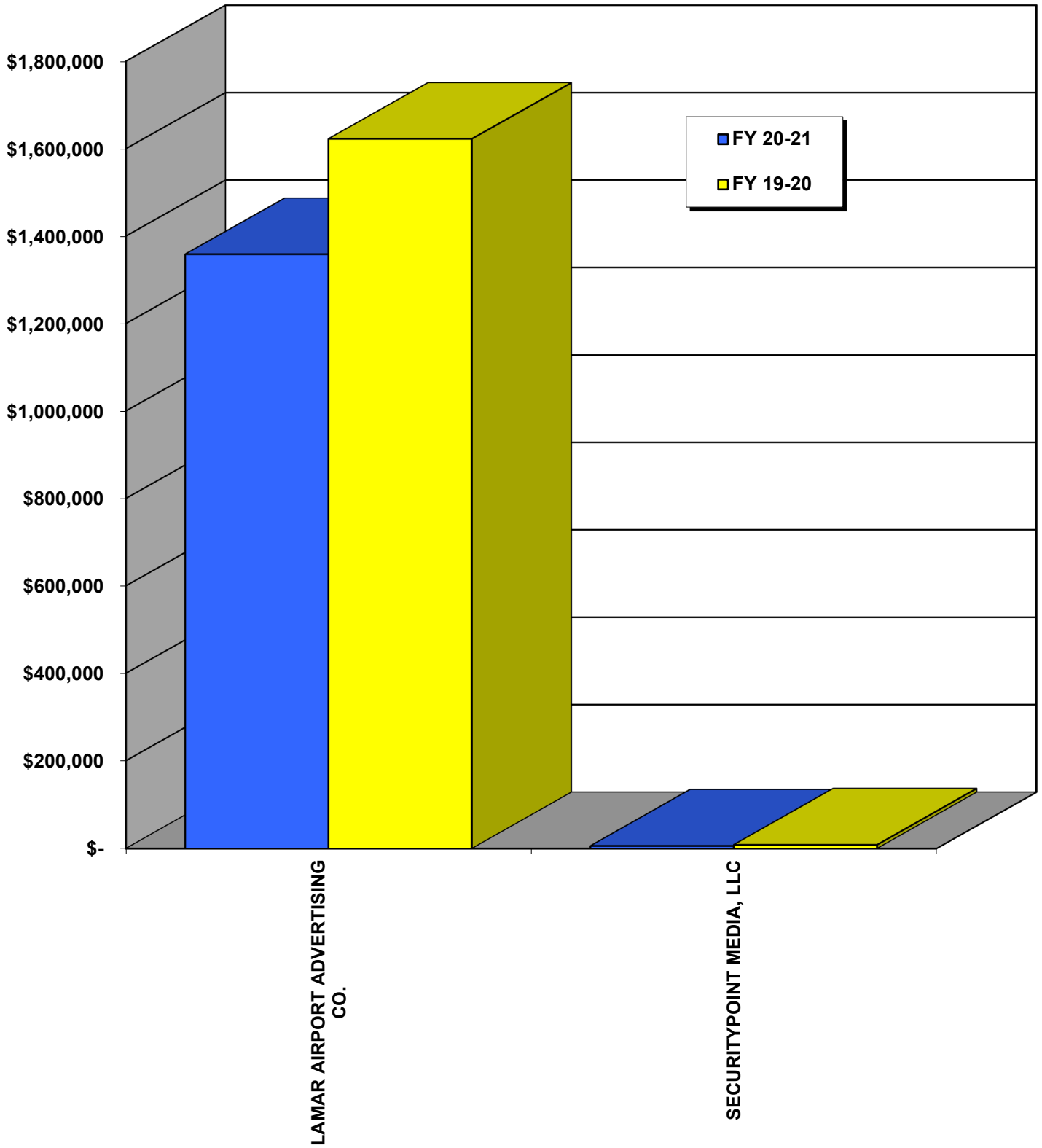
b - Includes adjustments to revenues reported in the 2019-2020 Revenue Report. See pages 3-15 and 13-4.

ADVERTISING

ADVERTISING



ADVERTISING SUMMARY



ADVERTISING SUMMARY FOR FY 2020-2021

LICENSEE/LESSEE	LATE /		20-21	19-20	% CHANGE
	REVENUE	PENALTY FEES	TOTAL REVENUE	TOTAL REVENUE	
LAMAR AIRPORT ADVERTISING CO.	1,356,565	1,945	1,358,510	1,622,394	-16.27%
SECURITYPOINT MEDIA, LLC	6,000	-	6,000	8,500	-29.41%
TOTALS	\$ 1,362,565	\$ 1,945	\$ 1,364,510	\$ 1,630,894	-16.33%

LAMAR AIRPORT ADVERTISING CO.
ADVERTISING LEASE
 LEASE EXPIRES 02/28/2028

	ADVERTISING DISPLAYS	MINIMUM RENT OR % GROSS (b),(c),(d)	LATE / PENALTY FEES	20-21 MONTHLY REVENUE	19-20 MONTHLY REVENUE	% CHANGE
JULY	\$ 150,419	\$ 122,978	\$ -	\$ 122,978	\$ 101,485	21.18%
AUGUST	157,286	122,978	-	122,978	100,885	21.90%
SEPTEMBER	151,413	122,978	-	122,978	177,025	-30.53%
OCTOBER	156,413	122,978	1,945	124,923	119,245	4.76%
NOVEMBER	197,663	122,978	-	122,978	115,088	6.86%
DECEMBER	132,778	122,978	-	122,978	220,390	-44.20%
JANUARY	123,663	122,978	-	122,978	151,259	-18.70%
FEBRUARY	145,413	122,978	-	122,978	143,160	-14.10%
MARCH	121,798	124,247	-	124,247	122,978	1.03%
APRIL	97,048	124,247	-	124,247	122,978	1.03%
MAY	118,048	124,247	-	124,247	122,978	1.03%
JUNE	163,098	-	-	-	124,923	-100.00%
TOTALS	\$ 1,715,040	\$ 1,356,565	\$ 1,945	\$ 1,358,510	\$ 1,622,394	-16.27%

NOTE:

a - Lease effective March 1, 2018.

b - Effective March 1, 2020, greater of minimum annual guarantee of \$1,475,740 or 60% of gross receipts.

c - Effective March 1, 2021, greater of minimum annual guarantee of \$1,490,969 or 60% of gross receipts.

d - Due to the COVID-19 pandemic, beginning June 1, 2021 to September 30, 2021, Minimum Annual Guarantee (MAG) rent is abated. Any annual percentage rent due over the MAG amount shall be reconciled at the end of Lessee's accounting year.

SECURITYPOINT MEDIA, LLC
ADVERTISING LICENSE
UPON WRITTEN NOTICE

	MONTHLY GROSS RECEIPTS	MINIMUM RENT OR 20% GROSS (b)	LATE / PENALTY FEES	20-21 MONTHLY REVENUE	19-20 MONTHLY REVENUE	% CHANGE
JULY	\$ -	\$ 500	\$ -	\$ 500	\$ -	N/A
AUGUST	-	500	-	500	-	N/A
SEPTEMBER	-	500	-	500	4,000	-87.50%
OCTOBER	-	500	-	500	500	0.00%
NOVEMBER	-	500	-	500	500	0.00%
DECEMBER	-	500	-	500	500	0.00%
JANUARY	-	500	-	500	500	0.00%
FEBRUARY	-	500	-	500	500	0.00%
MARCH	-	500	-	500	500	0.00%
APRIL	-	500	-	500	500	0.00%
MAY	-	500	-	500	500	0.00%
JUNE	-	500	-	500	500	0.00%
TOTALS	\$ -	\$ 6,000	\$ -	\$ 6,000	\$ 8,500	-29.41%

NOTE:

a - Lease effective October 1, 2015.

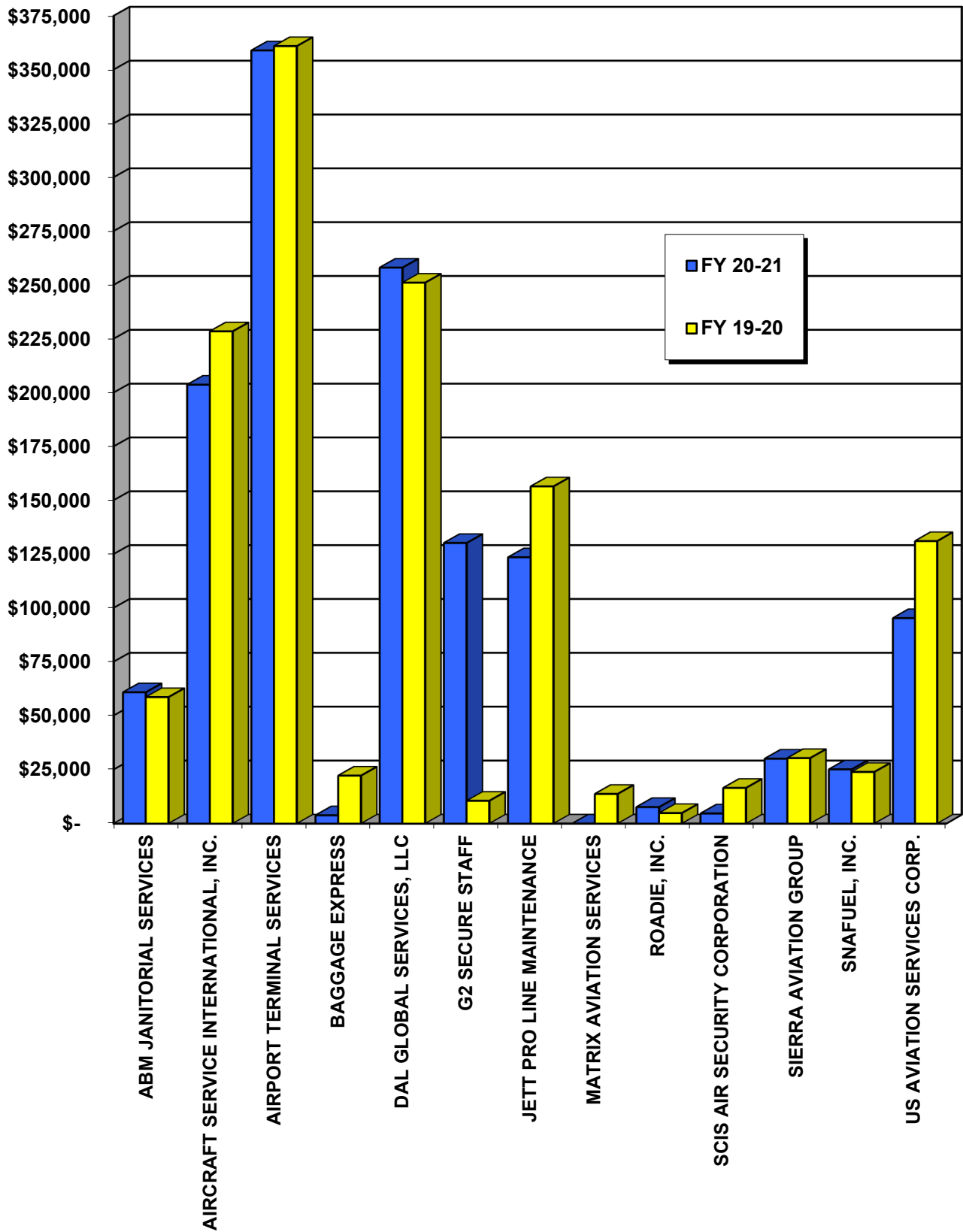
b - Greater of minimum annual guarantee of \$6,000 or 20% of gross receipts.

AIRLINE RELATED SERVICES



AIRLINE RELATED SERVICES

AIRLINE RELATED SERVICES SUMMARY



AIRLINE RELATED SERVICES SUMMARY FOR FY 2020-2021

LICENSEE/LESSEE	REVENUE	LATE / PENALTY FEES	20-21 TOTAL REVENUE	19-20 TOTAL REVENUE	% CHANGE
ABM JANITORIAL SERVICES	\$ 59,108	\$ 1,673	\$ 60,781	\$ 58,528	3.85%
AIRCRAFT SERVICE INTERNATIONAL, INC.	197,500	6,124	203,624	228,402	-10.85%
AIRPORT TERMINAL SERVICES	357,729	1,150	358,879	360,886	-0.56%
BAGGAGE EXPRESS	3,823	-	3,823	22,153	-82.74%
DAL GLOBAL SERVICES, LLC	251,721	6,289	258,010	251,007	2.79%
G2 SECURE STAFF	127,697	2,421	130,118	10,537	1134.87%
JETT PRO LINE MAINTENANCE	111,134	12,335	123,469	156,400	-21.06%
MATRIX AVIATION SERVICES	-	-	-	13,714	-100.00%
ROADIE, INC.	2,020	5,615	7,635	4,867	56.87%
SCIS AIR SECURITY CORPORATION	4,668	-	4,668	16,490	-71.69%
SIERRA AVIATION GROUP	29,990	-	29,990	30,268	-0.92%
SNAFUEL, INC.	24,159	902	25,061	23,854	5.06%
US AVIATION SERVICES CORP.	(a) 94,810	410	95,220	130,988	-27.31%
TOTALS	\$ 1,264,359	\$ 36,919	\$ 1,301,278	\$ 1,308,094	-0.52%

NOTE:

a - Includes auditor adjustments to increase revenue reported in the 2019-2020 Revenue Report.

ABM JANITORIAL SERVICES
LICENSE AGREEMENT - AIRLINE RELATED SERVICES
 UPON WRITTEN NOTICE

	MONTHLY GROSS RECEIPTS	MINIMUM RENT OR % GROSS (a)	LATE / PENALTY FEES	20-21 MONTHLY REVENUE	19-20 MONTHLY REVENUE	% CHANGE
JULY	\$ 28,919	\$ 4,338	\$ 148	\$ 4,486	\$ 5,611	-20.05%
AUGUST	31,450	4,718	153	4,871	5,150	-5.42%
SEPTEMBER	26,723	4,008	-	4,008	5,086	-21.20%
OCTOBER	27,587	4,138	165	4,303	5,344	-19.48%
NOVEMBER	29,571	4,436	160	4,596	5,241	-12.31%
DECEMBER	30,659	4,599	161	4,760	5,474	-13.04%
JANUARY	28,086	4,213	167	4,380	5,396	-18.83%
FEBRUARY	26,310	3,947	169	4,116	5,026	-18.11%
MARCH	40,349	6,052	163	6,215	5,168	20.26%
APRIL	42,265	6,340	-	6,340	3,937	61.04%
MAY	42,475	6,371	191	6,562	3,405	92.72%
JUNE	39,650	5,948	196	6,144	3,690	66.50%
TOTALS	\$ 394,044	\$ 59,108	\$ 1,673	\$ 60,781	\$ 58,528	3.85%

NOTE:

a - Greater of monthly minimum of \$125 or 15% of monthly aircraft interior cleaning services gross receipts.

PM 1121-360-156 (a)
PM 1121-360-144

AIRCRAFT SERVICE INTERNATIONAL, INC.
LICENSE AGREEMENT - AIRLINE RELATED SERVICES
UPON WRITTEN NOTICE

	MONTHLY GROSS RECEIPTS	MINIMUM RENT OR % GROSS (b)	TEMPORARY OFFICE RENT (c)	LATE / PENALTY FEES	20-21 MONTHLY REVENUE	19-20 MONTHLY REVENUE	% CHANGE
JULY	\$ 135,289	\$ 13,529	\$ 1,754	\$ 125	\$ 15,408	\$ 21,697	-28.99%
AUGUST	129,006	12,901	1,754	1,734	16,389	22,112	-25.88%
SEPTEMBER	127,480	12,748	1,754	559	15,061	20,342	-25.96%
OCTOBER	138,291	13,829	1,754	589	16,172	21,728	-25.57%
NOVEMBER	140,162	14,016	1,754	1,503	17,273	21,033	-17.88%
DECEMBER	162,234	16,223	1,754	609	18,586	22,690	-18.09%
JANUARY	136,976	13,698	1,754	-	15,452	20,802	-25.72%
FEBRUARY	126,271	12,627	1,754	253	14,634	19,746	-25.89%
MARCH	157,143	15,714	1,754	-	17,468	18,652	-6.35%
APRIL	167,547	16,755	1,754	416	18,925	14,021	34.98%
MAY	168,217	16,822	1,585	336	18,743	12,195	53.69%
JUNE	179,281	17,928	1,585	-	19,513	13,384	45.79%
TOTALS	\$ 1,767,897	\$ 176,790	\$ 20,710	\$ 6,124	\$ 203,624	\$ 228,402	-10.85%

NOTE:

a - Lease effective January 18, 2017.

b - Greater of monthly minimum of \$125 or 10% of monthly ramp services gross receipts.

c - Temporary office monthly rent at \$1,754 from May 2020 and \$1,585 from May 2021.

PM 1121-360-45
 PM 1121-360-117

AIRPORT TERMINAL SERVICES
LICENSE AGREEMENT - AIRLINE RELATED SERVICES
 UPON WRITTEN NOTICE

	MONTHLY GROSS RECEIPTS	MINIMUM RENT OR % GROSS (a)	TEMPORARY OFFICE RENT (b)	LATE / PENALTY FEES	20-21 MONTHLY REVENUE	19-20 MONTHLY REVENUE	% CHANGE
JULY	\$ 166,004	\$ 16,600	\$ 924	\$ 584	\$ 18,108	\$ 39,684	-54.37%
AUGUST	175,579	17,558	924	-	18,482	39,835	-53.60%
SEPTEMBER	226,693	22,669	924	566	24,159	36,606	-34.00%
OCTOBER	257,803	25,780	924	-	26,704	37,170	-28.16%
NOVEMBER	286,103	28,610	924	-	29,534	38,368	-23.02%
DECEMBER	283,049	28,305	924	-	29,229	42,978	-31.99%
JANUARY	317,436	31,744	924	-	32,668	32,522	0.45%
FEBRUARY	275,905	27,591	924	-	28,515	35,158	-18.89%
MARCH	342,575	34,258	924	-	35,182	30,235	16.36%
APRIL	341,254	34,125	924	-	35,049	6,331	453.61%
MAY	363,613	36,361	881	-	37,242	8,426	341.99%
JUNE	431,260	43,126	881	-	44,007	13,573	224.22%
TOTALS	\$ 3,467,274	\$ 346,727	\$ 11,002	\$ 1,150	\$ 358,879	\$ 360,886	-0.56%

NOTE:

a - Greater of monthly minimum of \$125 or 10% of monthly ramp services gross receipts.

b - Temporary office monthly rent at \$924 from May 2019 and \$881 from May 2021.

BAGGAGE EXPRESS
LICENSE AGREEMENT - AIRLINE RELATED SERVICES

LICENSE TERMINATED 01/31/2021

	MONTHLY GROSS RECEIPTS	MINIMUM RENT OR % GROSS (b),(c)	LATE / PENALTY FEES	20-21 MONTHLY REVENUE	19-20 MONTHLY REVENUE	% CHANGE
JULY	\$ 3,494	\$ 349	\$ -	\$ 349	\$ 3,629	-90.38%
AUGUST	3,763	376	-	376	2,683	-85.99%
SEPTEMBER	3,409	341	-	341	2,464	-86.16%
OCTOBER	6,924	692	-	692	2,013	-65.62%
NOVEMBER	4,395	440	-	440	1,873	-76.51%
DECEMBER	5,848	585	-	585	3,071	-80.95%
JANUARY	3,941	394	-	394	2,365	-83.34%
FEBRUARY	6,464	646	-	646	1,915	-66.27%
MARCH	-	-	-	-	930	-100.00%
APRIL	-	-	-	-	488	-100.00%
MAY	-	-	-	-	393	-100.00%
JUNE	-	-	-	-	329	-100.00%
TOTALS	\$ 38,238	\$ 3,823	\$ -	\$ 3,823	\$ 22,153	-82.74%

NOTE:

a - License effective May 1, 2018 and terminated January 31, 2021.

b - Greater of monthly minimum of \$125 or 10% of monthly ground services gross receipts.

c - Due to the COVID-19 pandemic, beginning March 1, 2020 to June 30, 2020, minimum monthly fee is deferred. Licensee is required to continue payment of percentage rent during the deferral period. All deferred rent shall be paid by June 30, 2021.

DAL GLOBAL SERVICES, LLC
LICENSE AGREEMENT - AIRLINE RELATED SERVICES
 UPON WRITTEN NOTICE

	MONTHLY GROSS RECEIPTS	MINIMUM RENT OR % GROSS (a)	LATE / PENALTY FEES	20-21 MONTHLY REVENUE	19-20 MONTHLY REVENUE	% CHANGE
JULY	\$ 153,768	\$ 15,377	\$ 954	\$ 16,331	\$ 24,404	-33.08%
AUGUST	181,818	18,182	281	18,463	24,802	-25.56%
SEPTEMBER	168,587	16,859	331	17,190	23,775	-27.70%
OCTOBER	178,567	17,857	373	18,230	24,197	-24.66%
NOVEMBER	186,461	18,646	353	18,999	23,498	-19.15%
DECEMBER	191,742	19,174	368	19,542	24,717	-20.94%
JANUARY	190,290	19,029	380	19,409	24,053	-19.31%
FEBRUARY	202,587	20,259	388	20,647	25,244	-18.21%
MARCH	242,331	24,233	-	24,233	21,797	11.18%
APRIL	263,749	26,375	404	26,779	10,725	149.69%
MAY	257,428	25,743	1,201	26,944	11,736	129.58%
JUNE	299,866	29,987	1,256	31,243	12,059	159.08%
TOTALS	\$ 2,517,194	\$ 251,721	\$ 6,289	\$ 258,010	\$ 251,007	2.79%

NOTE:

a - Greater of monthly minimum of \$125 or 10% of monthly ramp services gross receipts.

G2 SECURE STAFF
LICENSE AGREEMENT - AIRLINE RELATED SERVICES
 UPON WRITTEN NOTICE

	MONTHLY GROSS RECEIPTS (b)	MINIMUM RENT OR % GROSS (a)	LATE / PENALTY FEES	20-21 MONTHLY REVENUE	19-20 MONTHLY REVENUE	% CHANGE
JULY	\$ -	\$ 125	\$ 102	\$ 227	\$ 561	-59.54%
AUGUST	-	125	102	227	529	-57.09%
SEPTEMBER	-	125	-	125	2,135	-94.15%
OCTOBER	61,783	9,267	102	9,369	1,563	499.42%
NOVEMBER	70,920	10,638	102	10,740	2,064	420.35%
DECEMBER	76,474	11,471	239	11,710	2,051	470.94%
JANUARY	70,277	10,542	260	10,802	331	3163.44%
FEBRUARY	59,809	8,971	272	9,243	256	3510.55%
MARCH	111,636	16,745	258	17,003	125	13502.40%
APRIL	129,644	19,447	235	19,682	361	5352.08%
MAY	135,670	20,351	749	21,100	125	16780.00%
JUNE	132,603	19,890	-	19,890	436	4461.93%
TOTALS	\$ 848,816	\$ 127,697	\$ 2,421	\$ 130,118	\$ 10,537	1134.87%

NOTE:

a - Greater of monthly minimum of \$125 or 15% of monthly aircraft interior cleaning services gross receipts.

b - Due to the COVID-19 pandemic, operations closed in January 2020. Operations started back up in October 2020.

**JETT PRO LINE MAINTENANCE
LICENSE AGREEMENT - AIRLINE RELATED SERVICES**

UPON WRITTEN NOTICE

	MONTHLY GROSS RECEIPTS	MINIMUM RENT OR % GROSS (a)	TEMPORARY OFFICE RENT (b)	LATE / PENALTY FEES	20-21 MONTHLY REVENUE	19-20 MONTHLY REVENUE	% CHANGE
JULY	\$ 108,468	\$ 10,847	\$ 1,329	\$ -	\$ 12,176	\$ 15,006	-18.86%
AUGUST	83,772	8,377	1,329	-	9,706	14,474	-32.94%
SEPTEMBER	68,441	6,844	1,329	959	9,132	12,486	-26.86%
OCTOBER	83,003	8,300	1,329	-	9,629	16,568	-41.88%
NOVEMBER	68,387	6,839	1,329	260	8,428	12,416	-32.12%
DECEMBER	75,803	7,580	1,329	-	8,909	13,365	-33.34%
JANUARY	69,812	6,981	1,329	-	8,310	12,975	-35.95%
FEBRUARY	65,270	6,527	1,329	-	7,856	14,571	-46.08%
MARCH	73,164	7,316	1,329	2,668	11,313	11,958	-5.39%
APRIL	79,815	7,982	1,329	-	9,311	11,445	-18.65%
MAY	70,012	7,001	1,201	3,749	11,951	7,814	52.94%
JUNE	108,484	10,848	1,201	4,699	16,748	13,322	25.72%
TOTALS	\$ 954,431	\$ 95,442	\$ 15,692	\$ 12,335	\$ 123,469	\$ 156,400	-21.06%

NOTE:

a - Greater of monthly minimum of \$125 or 10% of monthly ramp services gross receipts.

b - Monthly rent at \$1,329 from March 2020 and \$1,201 from May 2021.

MATRIX AVIATION SERVICES
LICENSE AGREEMENT - AIRLINE RELATED SERVICES

LICENSE TERMINATED 03/22/2020

	MONTHLY GROSS RECEIPTS	MINIMUM RENT OR % GROSS (a)	LATE / PENALTY FEES	20-21 MONTHLY REVENUE	19-20 MONTHLY REVENUE	% CHANGE
JULY	\$ -	\$ -	\$ -	\$ -	\$ 1,620	-100.00%
AUGUST	-	-	-	-	1,657	-100.00%
SEPTEMBER	-	-	-	-	1,589	-100.00%
OCTOBER	-	-	-	-	1,596	-100.00%
NOVEMBER	-	-	-	-	1,220	-100.00%
DECEMBER	-	-	-	-	1,427	-100.00%
JANUARY	-	-	-	-	1,553	-100.00%
FEBRUARY	-	-	-	-	1,535	-100.00%
MARCH	-	-	-	-	1,016	-100.00%
APRIL	-	-	-	-	243	-100.00%
MAY	-	-	-	-	258	-100.00%
JUNE	-	-	-	-	-	N/A
TOTALS	\$ -	\$ -	\$ -	\$ -	\$ 13,714	-100.00%

NOTE:

a - Greater of monthly minimum of \$125 or 10% of monthly ramp services gross receipts.

b - License terminated March 22, 2020.

ROADIE, INC.
LICENSE AGREEMENT - AIRLINE RELATED SERVICES
UPON WRITTEN NOTICE

	MONTHLY GROSS RECEIPTS	MINIMUM RENT OR % GROSS (b)	LATE / PENALTY FEES	20-21 MONTHLY REVENUE	19-20 MONTHLY REVENUE	% CHANGE
JULY	\$ 153	\$ 125	\$ 204	\$ 329	\$ 638	-48.43%
AUGUST	433	125	-	125	583	-78.56%
SEPTEMBER	410	125	-	125	513	-75.63%
OCTOBER	483	125	102	227	602	-62.29%
NOVEMBER	457	125	5,102	5,227	294	1677.89%
DECEMBER	626	125	-	125	739	-83.09%
JANUARY	418	125	102	227	420	-45.95%
FEBRUARY	560	125	-	125	385	-67.53%
MARCH	1,824	182	-	182	215	-15.35%
APRIL	1,112	125	-	125	125	0.00%
MAY	1,483	148	-	148	228	-35.09%
JUNE	5,652	565	105	670	125	436.00%
TOTALS	\$ 13,611	\$ 2,020	\$ 5,615	\$ 7,635	\$ 4,867	56.87%

NOTE:

a - License effective June 1, 2019.

b - Greater of monthly minimum of \$125 or 10% of monthly ground services gross receipts.

SCIS AIR SECURITY CORPORATION
LICENSE AGREEMENT - AIRLINE RELATED SERVICES
UPON WRITTEN NOTICE

	MONTHLY GROSS RECEIPTS	MINIMUM RENT OR % GROSS (a)	LATE / PENALTY FEES	20-21 MONTHLY REVENUE	19-20 MONTHLY REVENUE	% CHANGE
JULY	\$ 3,272	\$ 196	\$ -	\$ 196	\$ 1,674	-88.29%
AUGUST	4,596	276	-	276	1,626	-83.03%
SEPTEMBER	5,540	332	-	332	1,484	-77.63%
OCTOBER	4,874	292	-	292	1,508	-80.64%
NOVEMBER	5,637	338	-	338	1,686	-79.95%
DECEMBER	4,913	295	-	295	4,117	-92.83%
JANUARY	5,988	359	-	359	1,768	-79.69%
FEBRUARY	4,388	263	-	263	1,578	-83.33%
MARCH	5,750	345	-	345	226	52.65%
APRIL	7,268	436	-	436	470	-7.23%
MAY	11,584	695	-	695	228	204.82%
JUNE	14,021	841	-	841	125	572.80%
TOTALS	\$ 77,831	\$ 4,668	\$ -	\$ 4,668	\$ 16,490	-71.69%

NOTE:

a - Greater of monthly minimum of \$125 or 6% of monthly in-flight food delivery security services gross receipts.

PM 1121-360-122
PM 1121-360-141

SIERRA AVIATION GROUP
LICENSE AGREEMENT - AIRLINE RELATED SERVICES
UPON WRITTEN NOTICE

	MONTHLY GROSS RECEIPTS	MINIMUM RENT OR % GROSS (a)	SPACE RENT (b)	LATE / PENALTY FEES	20-21 MONTHLY REVENUE	19-20 MONTHLY REVENUE	% CHANGE
JULY	\$ 12,318	\$ 1,232	\$ 1,016	\$ -	\$ 2,248	\$ 2,778	-19.08%
AUGUST	16,149	1,615	1,016	-	2,631	2,782	-5.43%
SEPTEMBER	14,491	1,449	1,016	-	2,465	2,717	-9.27%
OCTOBER	14,131	1,413	1,016	-	2,429	2,869	-15.34%
NOVEMBER	13,161	1,316	1,016	-	2,332	2,719	-14.23%
DECEMBER	14,405	1,441	1,016	-	2,457	2,777	-11.52%
JANUARY	14,771	1,477	1,016	-	2,493	2,869	-13.11%
FEBRUARY	13,883	1,388	1,016	-	2,404	2,745	-12.42%
MARCH	15,379	1,538	1,016	-	2,554	2,494	2.41%
APRIL	14,731	1,473	1,016	-	2,489	1,827	36.23%
MAY	16,170	1,617	970	-	2,587	1,752	47.66%
JUNE	19,313	1,931	970	-	2,901	1,939	49.61%
TOTALS	\$ 178,902	\$ 17,890	\$ 12,100	\$ -	\$ 29,990	\$ 30,268	-0.92%

NOTE:

a - Greater of monthly minimum of \$125 or 10% of monthly ramp services gross receipts.

b - Monthly rent at \$1,016 from May 2019 and \$970 from May 2021.

SNAFUEL, INC.
HYDRANT FUELING FACILITIES LEASE
 LEASE EXPIRES 12/31/2030

	MONTHLY RENT (a)	LATE / PENALTY FEES	20-21 MONTHLY REVENUE	19-20 MONTHLY REVENUE	% CHANGE
JULY	\$ 1,993	\$ -	\$ 1,993	\$ 1,929	3.32%
AUGUST	1,993	-	1,993	1,929	3.32%
SEPTEMBER	1,993	-	1,993	1,929	3.32%
OCTOBER	2,020	290	2,310	1,993	15.91%
NOVEMBER	2,020	-	2,020	1,993	1.35%
DECEMBER	2,020	-	2,020	2,123	-4.85%
JANUARY	2,020	-	2,020	1,993	1.35%
FEBRUARY	2,020	-	2,020	1,993	1.35%
MARCH	2,020	-	2,020	1,993	1.35%
APRIL	2,020	482	2,502	1,993	25.54%
MAY	2,020	-	2,020	1,993	1.35%
JUNE	2,020	130	2,150	1,993	7.88%
TOTALS	\$ 24,159	\$ 902	\$ 25,061	\$ 23,854	5.06%

NOTE:

a - Monthly rent at \$1,993 from October 2019 and \$2,020 from October 2020.

US AVIATION SERVICES CORP.
LICENSE AGREEMENT - AIRLINE RELATED SERVICES
UPON WRITTEN NOTICE

	MONTHLY GROSS RECEIPTS	MINIMUM RENT OR % GROSS (a)	LATE / PENALTY FEES	20-21 MONTHLY REVENUE	19-20 MONTHLY REVENUE (b)	% CHANGE
JULY	\$ 51,027	\$ 7,654	\$ -	\$ 7,654	\$ 13,308	-42.49%
AUGUST	50,795	7,619	-	7,619	13,154	-42.08%
SEPTEMBER	47,518	7,128	-	7,128	12,907	-44.77%
OCTOBER	50,828	7,624	-	7,624	12,706	-40.00%
NOVEMBER	46,589	6,988	207	7,195	11,517	-37.53%
DECEMBER	50,884	7,633	-	7,633	12,089	-36.86%
JANUARY	48,055	7,208	-	7,208	22,685	-68.23%
FEBRUARY	40,941	6,141	-	6,141	12,234	-49.80%
MARCH	45,861	6,879	-	6,879	10,518	-34.60%
APRIL	44,588	6,688	-	6,688	2,784	140.23%
MAY	51,368	7,705	203	7,908	3,297	139.85%
JUNE	103,619	15,543	-	15,543	3,789	310.21%
TOTALS	\$ 632,073	\$ 94,810	\$ 410	\$ 95,220	\$ 130,988	-27.31%

NOTE:

a - Greater of monthly minimum of \$125 or 15% of monthly aircraft interior cleaning services gross receipts.

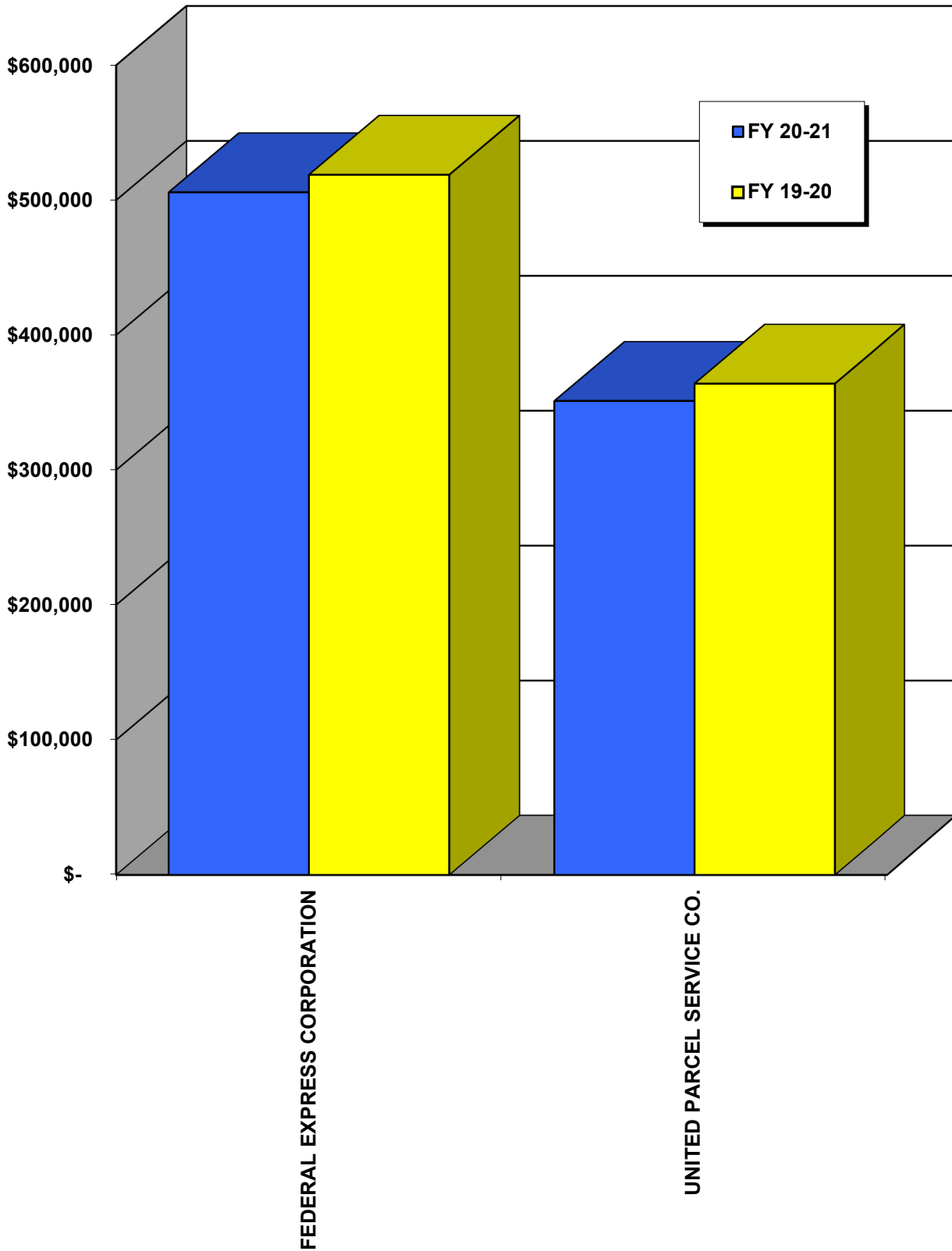
b - Includes auditor adjustments to increase revenue reported in the 2019-2020 Revenue Report.

ALL CARGO AIR SERVICE



ALL CARGO
AIR SERVICE

ALL CARGO AIR SERVICE SUMMARY



ALL CARGO AIR SERVICE SUMMARY FOR FY 2020-2021

LESSEE	SPACE	NUMBER OF	LANDING	DAYS USE OF	CARGO RAMP
	RENT	LANDINGS	FEES (a)	OPERATING AREA	OPERATING AREA FEES (b)
FEDERAL EXPRESS CORPORATION	\$ 212,458	252	\$ 246,512	252	\$ 39,126
UNITED PARCEL SERVICE CO.	171,762	207	140,973	207	32,069
TOTALS	\$ 384,220	459	\$ 387,485	459	\$ 71,195

LESSEE	OPERATIONS	LATE /	20-21	19-20	% CHANGE
	FEES (c)	PENALTY FEES	TOTAL REVENUE	TOTAL REVENUE	
FEDERAL EXPRESS CORPORATION	\$ 7,689	\$ -	\$ 505,785	\$ 518,760	-2.50%
UNITED PARCEL SERVICE CO.	6,318	-	351,122	363,955	-3.53%
TOTALS	\$ 14,007	\$ -	\$ 856,907	\$ 882,715	-2.92%

LESSEE	FLIGHTS		AIR FREIGHT (TONS)	
	DEPARTURES	ARRIVALS	ENPLANED	DEPLANED
FEDERAL EXPRESS CORPORATION	252	252	8,075.93	1,284.73
UNITED PARCEL SERVICE CO.	207	207	3,938.98	3,334.83
TOTALS	459	459	12,014.91	4,619.56

NOTE:

- a - Landing fee rate per 1,000 pounds at \$2.81 from November 2019, \$3.23 from November 2020, and \$3.73 from May 2021.
- b - Cargo Ramp Operating Area fee rate per night at \$179.72 from November 2019, \$140.30 from November 2020, and \$149.34 from May 2021.
- c - Operations fee rate per departure at \$24.87 from November 2019, \$29.55 November 2020, and \$44.93 from May 2021.

PM 1121-330-17 (a)
PM 1121-330-29 (b)

FEDERAL EXPRESS CORPORATION
ALL CARGO AIR SERVICE LEASE

LEASE EXPIRES 12/31/2025

	SPACE RENT	NUMBER OF LANDINGS	LANDING FEES (c)	DAYS USE OF CARGO RAMP OPERATING AREA	CARGO RAMP OPERATING AREA FEES (d)
JULY	\$ 20,338	22	\$ 19,065	22	\$ 3,954
AUGUST	20,338	21	18,211	21	3,774
SEPTEMBER	20,338	21	18,211	21	3,774
OCTOBER	20,338	22	19,078	22	3,954
NOVEMBER	15,877	20	19,936	20	2,806
DECEMBER	15,877	22	21,929	22	3,087
JANUARY	15,877	20	19,936	20	2,806
FEBRUARY	15,877	17	16,945	17	2,385
MARCH	15,877	23	22,926	23	3,227
APRIL	15,877	22	21,929	22	3,087
MAY	17,922	20	23,022	20	2,987
JUNE	17,922	22	25,324	22	3,285
TOTALS	\$ 212,458	252	\$ 246,512	252	\$ 39,126

	OPERATIONS FEES (e)	LATE / PENALTY FEES	20-21 MONTHLY REVENUE	19-20 MONTHLY REVENUE	% CHANGE
JULY	\$ 547	\$ -	\$ 43,904	\$ 43,123	1.81%
AUGUST	522	-	42,845	43,123	-0.64%
SEPTEMBER	522	-	42,845	41,113	4.21%
OCTOBER	547	-	43,917	44,121	-0.46%
NOVEMBER	591	-	39,210	45,272	-13.39%
DECEMBER	650	-	41,543	42,845	-3.04%
JANUARY	591	-	39,210	43,892	-10.67%
FEBRUARY	502	-	35,709	41,760	-14.49%
MARCH	680	-	42,710	43,917	-2.75%
APRIL	650	-	41,543	43,917	-5.41%
MAY	899	-	44,830	41,760	7.35%
JUNE	988	-	47,519	43,917	8.20%
TOTALS	\$ 7,689	\$ -	\$ 505,785	\$ 518,760	-2.50%

	FLIGHTS		AIR FREIGHT (TONS)	
	DEPARTURES	ARRIVALS	ENPLANED	DEPLANED
JULY	22	22	742.50	93.45
AUGUST	21	21	732.11	121.65
SEPTEMBER	21	21	665.76	114.19
OCTOBER	22	22	749.20	143.06
NOVEMBER	20	20	630.13	137.84
DECEMBER	22	22	695.11	177.44
JANUARY	20	20	637.21	173.00
FEBRUARY	17	17	485.62	131.20
MARCH	23	23	672.11	146.32
APRIL	22	22	685.92	22.77
MAY	20	20	651.51	4.55
JUNE	22	22	728.75	19.26
TOTALS	252	252	8,075.93	1,284.73

NOTE:

- a - Lease effective December 13, 2016 and expired December 31, 2020.
- b - Lease effective January 1, 2021.
- c - Landing fee rate per 1,000 pounds at \$2.81 from November 2019, \$3.23 from November 2020, and \$3.73 from May 2021.
- d - Cargo Ramp Operating Area fee rate per night at \$179.72 from November 2019, \$140.30 from November 2020, and \$149.34 from May 2021.
- e - Operations fee rate per departure at \$24.87 from November 2019, \$29.55 from November 2020, and \$44.93 from May 2021.

PM 1121-330-18 (a)
PM 1121-330-30 (b)

UNITED PARCEL SERVICE CO.
ALL CARGO AIR SERVICE LEASE
LEASE EXPIRES 12/31/2025

	SPACE RENT	NUMBER OF LANDINGS	LANDING FEES (c)	DAYS USE OF CARGO RAMP OPERATING AREA	CARGO RAMP OPERATING AREA FEES (d)
JULY	\$ 16,442	18	\$ 10,622	18	\$ 3,235
AUGUST	16,442	17	10,032	17	3,055
SEPTEMBER	16,442	17	10,032	17	3,055
OCTOBER	16,442	17	10,032	17	3,055
NOVEMBER	12,836	16	10,853	16	2,245
DECEMBER	12,836	22	18,002	22	3,087
JANUARY	12,836	16	10,853	16	2,245
FEBRUARY	12,836	14	9,496	14	1,964
MARCH	12,836	19	12,888	19	2,666
APRIL	12,836	17	11,531	17	2,385
MAY	14,489	16	12,533	16	2,389
JUNE	14,489	18	14,099	18	2,688
TOTALS	\$ 171,762	207	\$ 140,973	207	\$ 32,069

	OPERATIONS FEES (e)	LATE / PENALTY FEES	20-21 MONTHLY REVENUE	19-20 MONTHLY REVENUE	% CHANGE
JULY	\$ 448	\$ -	\$ 30,747	\$ 30,426	1.06%
AUGUST	423	-	29,952	29,684	0.90%
SEPTEMBER	423	-	29,952	29,684	0.90%
OCTOBER	423	-	29,952	31,166	-3.90%
NOVEMBER	473	-	26,407	28,363	-6.90%
DECEMBER	650	-	34,575	33,328	3.74%
JANUARY	473	-	26,407	29,952	-11.84%
FEBRUARY	414	-	24,710	29,158	-15.25%
MARCH	561	-	28,951	30,747	-5.84%
APRIL	502	-	27,254	31,542	-13.59%
MAY	719	-	30,130	29,158	3.33%
JUNE	809	-	32,085	30,747	4.35%
TOTALS	\$ 6,318	\$ -	\$ 351,122	\$ 363,955	-3.53%

	FLIGHTS		AIR FREIGHT (TONS)	
	DEPARTURES	ARRIVALS	ENPLANED	DEPLANED
JULY	18	18	422.43	297.91
AUGUST	17	17	333.07	262.64
SEPTEMBER	17	17	378.07	284.08
OCTOBER	17	17	335.37	273.61
NOVEMBER	16	16	281.99	270.42
DECEMBER	22	22	408.23	539.06
JANUARY	16	16	260.05	226.57
FEBRUARY	14	14	219.93	178.99
MARCH	19	19	322.16	279.92
APRIL	17	17	299.22	248.03
MAY	16	16	313.89	240.98
JUNE	18	18	364.57	232.62
TOTALS	207	207	3,938.98	3,334.83

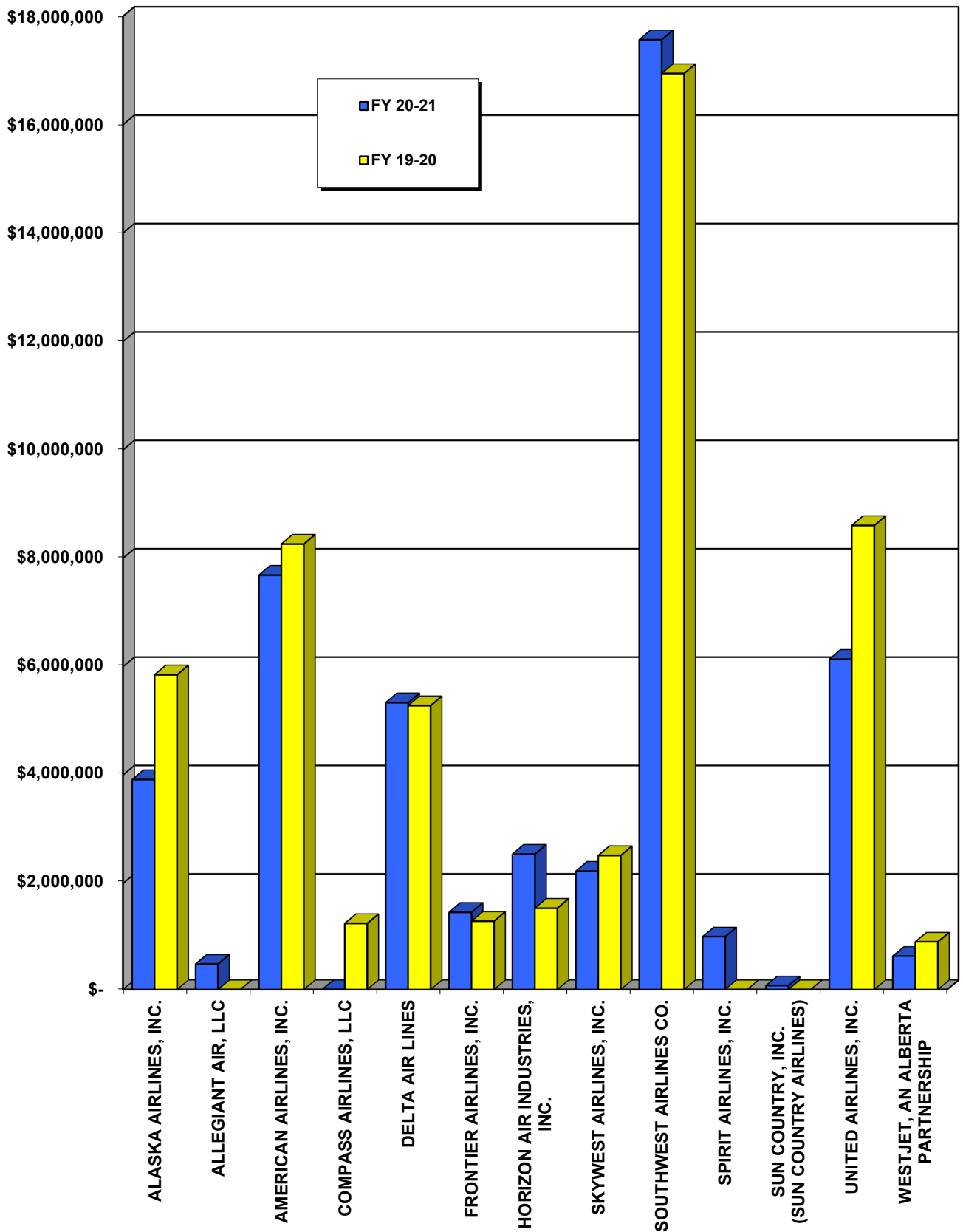
NOTE:

- a - Lease effective December 13, 2016 and expired December 31, 2020.
- b - Lease effective January 1, 2021.
- c - Landing fee rate per 1,000 pounds at \$2.81 from November 2019, \$3.23 from November 2020, and \$3.73 from May 2021.
- d - Cargo Ramp Operating Area fee rate per night at \$179.72 from November 2019, \$140.30 from November 2020, and \$149.34 from May 2021.
- e - Operations fee rate per departure at \$24.87 from November 2019, \$29.55 from November 2020, and \$44.93 from May 2021.

COMMERCIAL AIRLINES



COMMERCIAL AIRLINES SUMMARY



COMMERCIAL AIRLINES SUMMARY FOR FY 2020-2021

LESSEE/LICENSEE	TERMINAL & MEZZANINE		RAMP EQ		CUPPS		CBP FEES	IAF FEES
	RENT	UTILITIES FEES	JANITORIAL FEES	STORAGE FEES	CUPPS FEES	UPGRADE FEES		
ALASKA AIRLINES, INC.	\$ 2,248,136	\$ 174,536	\$ 373,478	\$ 37,906	\$ 149,792	\$ -	\$ -	\$ -
ALLEGiant AIR, LLC	245,175	17,416	37,382	1,080	15,671	-	-	-
AMERICAN AIRLINES, INC.	4,191,874	308,050	672,522	89,472	267,280	-	-	-
COMPASS AIRLINES, LLC	-	-	-	-	-	-	-	-
DELTA AIR LINES	3,234,320	217,548	468,474	63,266	189,278	-	-	-
FRONTIER AIRLINES, INC.	842,722	63,780	138,754	14,396	55,648	-	-	-
HORIZON AIR INDUSTRIES, INC.	1,462,990	112,988	244,712	19,202	99,560	-	-	-
SKYWEST AIRLINES, INC.	1,323,790	95,736	208,578	-	83,260	-	-	-
SOUTHWEST AIRLINES CO.	8,448,814	650,698	1,418,302	159,344	567,404	-	166,810	681,542
SPIRIT AIRLINES, INC.	600,150	45,872	96,072	1,884	41,130	-	-	-
SUN COUNTRY, INC. (SUN COUNTRY AIRLINES)	50,000	2,346	5,622	134	2,146	-	-	-
UNITED AIRLINES, INC.	3,599,284	275,846	594,710	124,084	237,508	-	-	-
WESTJET, AN ALBERTA PARTNERSHIP	462,582	33,202	69,978	2,272	28,626	-	39,820	-
TOTALS	\$ 26,709,837	\$ 1,998,018	\$ 4,328,584	\$ 513,040	\$ 1,737,303	\$ -	\$ 206,630	\$ 681,542

LESSEE/LICENSEE	NUMBER OF LANDINGS	LANDING FEES (a)	NUMBER OF	REMAIN	OPERATIONS FEES (c)	LATE /	20-21	19-20
			REMAIN OVERNIGHTS	OVERNIGHT FEES (b)		PENALTY FEES	TOTAL REVENUE	TOTAL REVENUE
ALASKA AIRLINES, INC.	1,689	\$ 792,735	534	\$ 81,295	\$ 55,846	\$ 2,121	\$ 3,915,845	\$ 5,848,700
ALLEGiant AIR, LLC	322	152,988	-	-	11,760	4,434	485,906	-
AMERICAN AIRLINES, INC.	3,804	1,766,563	1,692	264,059	121,072	7,310	7,688,202	8,261,071
COMPASS AIRLINES, LLC	-	-	-	-	-	1,798	1,798	1,258,629
DELTA AIR LINES	2,110	948,460	895	137,010	66,926	8,879	5,334,161	5,279,310
FRONTIER AIRLINES, INC.	650	299,034	1	180	20,645	30,807	1,465,966	1,301,736
HORIZON AIR INDUSTRIES, INC.	1,932	460,971	490	78,096	59,790	758	2,539,067	1,542,427
SKYWEST AIRLINES, INC.	1,662	400,588	380	58,875	52,371	1,706	2,224,904	2,514,201
SOUTHWEST AIRLINES CO.	10,908	4,758,810	2,382	367,397	347,253	-	17,566,374	16,943,306
SPIRIT AIRLINES, INC.	387	191,310	107	15,209	12,744	3,154	1,007,525	-
SUN COUNTRY, INC. (SUN COUNTRY AIRLINES)	26	12,413	-	-	1,168	-	73,829	-
UNITED AIRLINES, INC.	2,244	1,003,460	1,436	222,195	69,335	9,133	6,135,555	8,603,429
WESTJET, AN ALBERTA PARTNERSHIP	-	-	-	-	-	-	636,480	909,737
TOTALS	25,734	\$ 10,787,332	7,917	\$ 1,224,316	\$ 818,910	\$ 70,100	\$ 49,075,612	\$ 52,462,546

LESSEE/LICENSEE	FLIGHTS			PASSENGERS		AIR FREIGHT (TONS)	
	% CHANGE	DEPARTURES	ARRIVALS	ENPLANED	DEPLANED	ENPLANED	DEPLANED
ALASKA AIRLINES, INC.	-33.05%	1,689	1,689	127,829	128,861	20.30	22.40
ALLEGiant AIR, LLC	N/A	322	322	18,391	19,432	-	-
AMERICAN AIRLINES, INC.	-6.93%	3,801	3,804	422,996	432,362	7.21	25.45
COMPASS AIRLINES, LLC	-99.86%	-	-	-	-	-	-
DELTA AIR LINES	1.04%	2,108	2,110	164,193	163,930	477.39	110.89
FRONTIER AIRLINES, INC.	12.62%	650	650	73,540	71,751	-	-
HORIZON AIR INDUSTRIES, INC.	64.62%	1,932	1,932	92,442	92,689	4.90	19.00
SKYWEST AIRLINES, INC.	-11.51%	1,661	1,662	65,095	64,219	-	6.80
SOUTHWEST AIRLINES CO.	3.68%	10,907	10,908	827,264	834,156	638.77	414.43
SPIRIT AIRLINES, INC.	N/A	386	387	22,533	22,895	-	-
SUN COUNTRY, INC. (SUN COUNTRY AIRLINES)	N/A	26	26	2,994	2,850	-	-
UNITED AIRLINES, INC.	-28.68%	2,239	2,244	210,005	218,259	96.61	-
WESTJET, AN ALBERTA PARTNERSHIP	-30.04%	-	-	-	-	-	-
TOTALS	-6.46%	25,721	25,734	2,027,282	2,051,404	1,245.18	598.97

NOTE:

- a - Landing fee rate per 1,000 pounds at \$2.81 from November 2019, \$3.23 from November 2020, and \$3.73 from May 2021.
- b - Remain overnight fee rate per night at \$179.72 from November 2019, \$140.30 from November 2020, and \$149.34 from May 2021.
- c - Operations fee rate per operation on apron at \$24.87 from November 2019, \$29.55 from November 2020, and \$44.93 from May 2021.

PM 1121-300-68 (a)
PM 1121-300-80 (b)

ALASKA AIRLINES, INC.
CERTIFICATED PASSENGER AIRLINE LEASE
LEASE EXPIRES 12/31/2025

	TERMINAL RENT (g)	UTILITIES FEES (g)	JANITORIAL FEES (g)	RAMP EQ STORAGE FEES (g)	CUPPS FEES (g)	CUPPS UPGRADE FEES (f)	CBP FEES (h)	IAF FEES (h)
JULY	\$ 245,511	\$ 18,987	\$ 41,138	\$ 4,556	\$ 15,310	\$ -	\$ -	\$ -
AUGUST	245,511	18,987	41,138	4,556	15,310	-	-	-
SEPTEMBER	245,511	18,987	41,138	4,556	15,310	-	-	-
OCTOBER	245,511	18,987	41,138	4,556	15,310	-	-	-
NOVEMBER	192,549	15,807	31,038	2,688	14,048	-	-	-
DECEMBER	192,549	15,807	31,038	2,688	14,048	-	-	-
JANUARY	192,549	15,807	31,038	2,688	14,048	-	-	-
FEBRUARY	192,549	15,807	31,038	2,688	14,048	-	-	-
MARCH	192,549	15,807	31,038	2,688	14,048	-	-	-
APRIL	192,549	15,807	31,038	2,688	14,048	-	-	-
MAY	55,399	1,873	11,349	1,777	2,132	-	-	-
JUNE	55,399	1,873	11,349	1,777	2,132	-	-	-
TOTALS	\$ 2,248,136	\$ 174,536	\$ 373,478	\$ 37,906	\$ 149,792	\$ -	\$ -	\$ -

	NUMBER OF LANDINGS	LANDING FEES (c)	NUMBER OF REMAIN OVERNIGHTS	REMAIN OVERNIGHT FEES (d)	OPERATIONS FEES (e)	LATE / PENALTY FEES	20-21 MONTHLY REVENUE	19-20 MONTHLY REVENUE
JULY	32	\$ 12,724	39	\$ 7,009	\$ 846	\$ 267	\$ 346,348	\$ 616,086
AUGUST (i)	1	400	1	180	-	-	326,082	615,020
SEPTEMBER	118	47,156	34	6,110	2,935	-	381,703	601,252
OCTOBER	125	49,958	60	10,783	3,084	-	389,327	603,895
NOVEMBER	96	44,069	48	6,734	2,866	-	309,799	489,321
DECEMBER	88	40,412	31	4,349	2,600	-	303,491	496,566
JANUARY	128	58,809	31	4,349	3,782	-	323,070	470,073
FEBRUARY	169	77,658	47	6,594	4,964	-	345,346	459,136
MARCH	240	110,252	62	8,699	7,092	-	382,173	437,923
APRIL	222	101,970	60	8,418	6,560	-	373,078	350,679
MAY	237	125,684	62	9,259	10,648	1,854	219,975	338,429
JUNE	233	123,643	59	8,811	10,469	-	215,453	370,320
TOTALS	1,689	\$ 792,735	534	\$ 81,295	\$ 55,846	\$ 2,121	\$ 3,915,845	\$ 5,848,700

	FLIGHTS			PASSENGERS		AIR FREIGHT (TONS)	
	% CHANGE	DEPARTURES	ARRIVALS	ENPLANED	DEPLANED	ENPLANED	DEPLANED
JULY	-43.78%	34	32	2,674	1,698	0.30	0.70
AUGUST	-46.98%	-	1	-	-	-	-
SEPTEMBER	-36.52%	118	118	8,541	8,894	1.30	2.90
OCTOBER	-35.53%	124	125	10,194	10,563	1.30	3.00
NOVEMBER	-36.69%	97	96	6,382	6,830	0.60	1.80
DECEMBER (j)	-38.88%	88	88	4,815	4,643	11.00	0.60
JANUARY	-31.27%	128	128	5,396	5,320	0.80	0.70
FEBRUARY	-24.78%	168	169	8,487	9,059	1.60	1.60
MARCH	-12.73%	240	240	13,413	13,605	1.50	2.30
APRIL	6.39%	222	222	18,404	19,330	1.00	2.30
MAY	-35.00%	237	237	20,821	20,797	0.60	2.60
JUNE	-41.82%	233	233	28,702	28,122	0.30	3.90
TOTALS	-33.05%	1,689	1,689	127,829	128,861	20.30	22.40

NOTE:

- a - Lease effective December 13, 2016 and expired December 31, 2020.
- b - Lease effective January 1, 2021.
- c - Landing fee rate per 1,000 pounds at \$2.81 from November 2019, \$3.23 from November 2020, and \$3.73 from May 2021.
- d - Remain overnight fee rate per night at \$179.72 from November 2019, \$140.30 from November 2020, and \$149.34 from May 2021.
- e - Operations fee rate per operation on apron at \$24.87 from November 2019, \$29.55 from November 2020, and \$44.93 from May 2021.
- f - CUPPS upgrade fee estimated cost was paid through September 2018. The final actual true-up is amortized from November 2018 through October 2019.
- g - Due to the COVID-19 pandemic, beginning March 1, 2020 to September 30, 2020, terminal rent is deferred. Lessee is required to continue payment of all other activity-based fees during the deferral period. All deferred rent shall be paid by June 30, 2021.
- h - Flights to Mexico ceased in August 2019.
- i - Due to COVID-19 safety protocols, all flights were done with Horizon and Skywest instead of mainline jets in August 2020.
- j - Due to holiday cargo overflow from LAX, air freight enplanement was higher than normal in December 2020.

ALLEGIANT AIR, LLC
CERTIFICATED PASSENGER AIRLINE LEASE

LEASE EXPIRES 12/31/2025

	TERMINAL RENT	UTILITIES FEES	JANITORIAL FEES	RAMP EQ STORAGE FEES	CUPPS FEES	NUMBER OF LANDINGS	LANDING FEES (b)
JULY	\$ -	\$ -	\$ -	\$ -	\$ -	-	\$ -
AUGUST	-	-	-	-	-	-	-
SEPTEMBER	-	-	-	-	-	-	-
OCTOBER	-	-	-	-	-	-	-
NOVEMBER	-	-	-	-	-	-	-
DECEMBER	-	-	-	-	-	-	-
JANUARY	-	-	-	-	-	-	-
FEBRUARY	63,993	5,034	9,884	-	4,473	35	15,545
MARCH	63,993	5,034	9,884	-	4,473	68	30,221
APRIL	63,993	5,034	9,884	-	4,473	73	32,371
MAY	26,598	1,157	3,865	540	1,126	75	38,472
JUNE	26,598	1,157	3,865	540	1,126	71	36,379
TOTALS	\$ 245,175	\$ 17,416	\$ 37,382	\$ 1,080	\$ 15,671	322	\$ 152,988

	NUMBER OF REMAIN OVERNIGHTS	REMAIN OVERNIGHT FEES (c)	OPERATIONS FEES (d)	LATE / PENALTY FEES	20-21 MONTHLY REVENUE	19-20 MONTHLY REVENUE	% CHANGE
JULY	-	\$ -	\$ -	\$ -	\$ -	\$ -	N/A
AUGUST	-	-	-	-	-	-	N/A
SEPTEMBER	-	-	-	-	-	-	N/A
OCTOBER	-	-	-	-	-	-	N/A
NOVEMBER	-	-	-	-	-	-	N/A
DECEMBER	-	-	-	-	-	-	N/A
JANUARY	-	-	-	-	-	-	N/A
FEBRUARY	-	-	1,034	2,500	102,463	-	N/A
MARCH	-	-	2,009	-	115,614	-	N/A
APRIL	-	-	2,157	-	117,912	-	N/A
MAY	-	-	3,370	1,934	77,062	-	N/A
JUNE	-	-	3,190	-	72,855	-	N/A
TOTALS	-	\$ -	\$ 11,760	\$ 4,434	\$ 485,906	\$ -	N/A

	FLIGHTS		PASSENGERS		AIR FREIGHT (TONS)	
	DEPARTURES	ARRIVALS	ENPLANED	DEPLANED	ENPLANED	DEPLANED
JULY	-	-	-	-	-	-
AUGUST	-	-	-	-	-	-
SEPTEMBER	-	-	-	-	-	-
OCTOBER	-	-	-	-	-	-
NOVEMBER	-	-	-	-	-	-
DECEMBER	-	-	-	-	-	-
JANUARY	-	-	-	-	-	-
FEBRUARY	35	35	1,193	1,480	-	-
MARCH	68	68	3,077	3,207	-	-
APRIL	73	73	3,777	3,957	-	-
MAY	75	75	4,707	4,974	-	-
JUNE	71	71	5,637	5,814	-	-
TOTALS	322	322	18,391	19,432	-	-

NOTE:

a - Lease effective February 1, 2021.

b - Landing fee rate per 1,000 pounds at \$3.23 from November 2020 and \$3.73 from May 2021.

c - Remain overnight fee rate per night at \$140.30 from November 2020 and \$149.34 from May 2021.

d - Operations fee rate per operation on apron at \$29.55 from November 2020 and \$44.93 from May 2021.

AMERICAN AIRLINES, INC.
CERTIFICATED PASSENGER AIRLINE LEASE
LEASE EXPIRES 12/31/2025

	TERMINAL RENT (g)	MEZZANINE RENT (g)	UTILITIES FEES (g)	JANITORIAL FEES (g)	RAMP EQ STORAGE FEES (g)	CUPPS FEES (g)	CUPPS UPGRADE FEES (f)
JULY	\$ 387,232	\$ 15,523	\$ 28,000	\$ 60,668	\$ 8,565	\$ 22,578	\$ -
AUGUST	387,232	15,523	28,000	60,668	8,565	22,578	-
SEPTEMBER	387,232	15,523	28,000	60,668	8,565	22,578	-
OCTOBER	387,232	15,523	28,000	60,668	8,565	22,578	-
NOVEMBER	272,216	14,254	23,147	45,449	6,686	20,570	-
DECEMBER	272,216	14,254	23,147	45,449	6,686	20,570	-
JANUARY	272,216	14,254	23,147	45,449	6,686	20,570	-
FEBRUARY	272,216	14,254	23,147	45,449	6,686	20,570	-
MARCH	272,216	14,254	23,147	45,449	6,686	20,570	-
APRIL	272,216	14,254	23,147	45,449	6,686	20,570	-
MAY	416,863	14,154	28,584	78,578	7,548	26,774	-
JUNE	416,863	14,154	28,584	78,578	7,548	26,774	-
TOTALS	\$ 4,015,950	\$ 175,924	\$ 308,050	\$ 672,522	\$ 89,472	\$ 267,280	\$ -

	NUMBER OF LANDINGS	LANDING FEES (c)	NUMBER OF REMAIN OVERNIGHTS	REMAIN OVERNIGHT FEES (d)	OPERATIONS FEES (e)	LATE / PENALTY FEES	20-21 MONTHLY REVENUE	19-20 MONTHLY REVENUE
JULY	292	\$ 116,449	162	\$ 29,115	\$ 7,163	\$ -	\$ 675,293	\$ 681,544
AUGUST	312	129,767	181	32,529	7,759	-	692,621	690,821
SEPTEMBER	232	91,451	132	23,723	5,820	-	643,560	677,980
OCTOBER	266	106,777	136	24,442	6,640	-	660,425	676,902
NOVEMBER	267	120,946	146	20,484	7,831	-	531,583	763,313
DECEMBER	282	130,527	151	21,185	8,333	-	542,367	778,016
JANUARY	253	117,690	122	17,117	7,506	-	524,635	757,921
FEBRUARY	210	97,427	106	14,872	6,206	2,310	503,137	743,496
MARCH	382	177,803	123	17,257	11,288	-	588,670	714,451
APRIL	404	186,339	147	20,624	11,909	-	601,194	595,587
MAY	445	245,892	142	21,206	19,994	-	859,593	579,605
JUNE	459	245,495	144	21,505	20,623	5,000	865,124	601,435
TOTALS	3,804	\$ 1,766,563	1,692	\$ 264,059	\$ 121,072	\$ 7,310	\$ 7,688,202	\$ 8,261,071

	FLIGHTS			PASSENGERS		AIR FREIGHT (TONS)	
	% CHANGE	DEPARTURES	ARRIVALS	ENPLANED	DEPLANED	ENPLANED	DEPLANED
JULY	-0.92%	288	292	27,260	27,472	0.31	1.87
AUGUST	0.26%	312	312	30,501	30,881	0.51	1.16
SEPTEMBER	-5.08%	234	232	29,618	30,202	0.41	0.97
OCTOBER	-2.43%	267	266	34,761	35,559	1.05	2.33
NOVEMBER	-30.36%	265	267	27,106	29,503	0.38	2.29
DECEMBER	-30.29%	282	282	22,442	22,797	0.50	1.71
JANUARY	-30.78%	254	253	18,991	18,608	0.30	1.77
FEBRUARY	-32.33%	210	210	17,952	18,537	0.55	2.05
MARCH	-17.61%	382	382	35,915	35,527	0.68	3.34
APRIL	0.94%	403	404	50,824	51,579	1.40	3.48
MAY	48.31%	445	445	58,997	62,252	0.24	1.98
JUNE	43.84%	459	459	68,629	69,445	0.88	2.50
TOTALS	-6.93%	3,801	3,804	422,996	432,362	7.21	25.45

NOTE:

- a - Leases effective December 13, 2016 and expired December 31, 2020. Airline club room lease is month-to-month.
- b - Lease effective January 1, 2021.
- c - Landing fee rate per 1,000 pounds at \$2.81 from November 2019, \$3.23 from November 2020, and \$3.73 from May 2021.
- d - Remain overnight fee rate per night at \$179.72 from November 2019, \$140.30 from November 2020, and \$149.34 from May 2021.
- e - Operations fee rate per operation on apron at \$24.87 from November 2019, \$29.55 from November 2020, and \$44.93 from May 2021.
- f - CUPPS upgrade fee estimated cost was paid through September 2018. The final actual true-up is amortized from November 2018 through October 2019.
- g - Due to the COVID-19 pandemic, beginning March 1, 2020 to June 30, 2020, terminal rent is deferred. Lessee is required to continue payment of all other activity-based fees during the deferral period. All deferred rent shall be paid by December 31, 2020.

COMPASS AIRLINES, LLC
CERTIFICATED PASSENGER AIRLINE LEASE

LEASE TERMINATED 04/17/2020

	TERMINAL RENT	UTILITIES FEES	JANITORIAL FEES	CUPPS FEES	CUPPS UPGRADE FEES	NUMBER OF LANDINGS	LANDING FEES
JULY	\$ -	\$ -	\$ -	\$ -	\$ -	-	\$ -
AUGUST	-	-	-	-	-	-	-
SEPTEMBER	-	-	-	-	-	-	-
OCTOBER	-	-	-	-	-	-	-
NOVEMBER	-	-	-	-	-	-	-
DECEMBER	-	-	-	-	-	-	-
JANUARY	-	-	-	-	-	-	-
FEBRUARY	-	-	-	-	-	-	-
MARCH	-	-	-	-	-	-	-
APRIL	-	-	-	-	-	-	-
MAY	-	-	-	-	-	-	-
JUNE	-	-	-	-	-	-	-
TOTALS	\$ -	\$ -	\$ -	\$ -	\$ -	-	\$ -

	NUMBER OF REMAIN OVERNIGHTS	REMAIN OVERNIGHT FEES	OPERATIONS FEES	LATE / PENALTY FEES	20-21 MONTHLY REVENUE	19-20 MONTHLY REVENUE	% CHANGE
JULY	-	\$ -	\$ -	\$ 1,798	\$ 1,798	\$ 133,586	-98.65%
AUGUST	-	-	-	-	-	135,245	-100.00%
SEPTEMBER	-	-	-	-	-	132,942	-100.00%
OCTOBER	-	-	-	-	-	132,565	-100.00%
NOVEMBER	-	-	-	-	-	134,674	-100.00%
DECEMBER	-	-	-	-	-	138,442	-100.00%
JANUARY	-	-	-	-	-	131,099	-100.00%
FEBRUARY	-	-	-	-	-	128,246	-100.00%
MARCH	-	-	-	-	-	132,822	-100.00%
APRIL	-	-	-	-	-	57,884	-100.00%
MAY	-	-	-	-	-	-	N/A
JUNE	-	-	-	-	-	1,124	-100.00%
TOTALS	-	\$ -	\$ -	\$ 1,798	\$ 1,798	\$ 1,258,629	-99.86%

	FLIGHTS		PASSENGERS		AIR FREIGHT (TONS)	
	DEPARTURES	ARRIVALS	ENPLANED	DEPLANED	ENPLANED	DEPLANED
JULY	-	-	-	-	-	-
AUGUST	-	-	-	-	-	-
SEPTEMBER	-	-	-	-	-	-
OCTOBER	-	-	-	-	-	-
NOVEMBER	-	-	-	-	-	-
DECEMBER	-	-	-	-	-	-
JANUARY	-	-	-	-	-	-
FEBRUARY	-	-	-	-	-	-
MARCH	-	-	-	-	-	-
APRIL	-	-	-	-	-	-
MAY	-	-	-	-	-	-
JUNE	-	-	-	-	-	-
TOTALS	-	-	-	-	-	-

NOTE:

a - Lease terminated April 17, 2020.

PM 1121-300-71 (a)

PM 1121-300-82 (b)

DELTA AIR LINES
CERTIFICATED PASSENGER AIRLINE LEASE
 LEASE EXPIRES 12/31/2025

	TERMINAL RENT (g)	UTILITIES FEES (g)	JANITORIAL FEES (g)	RAMP EQ STORAGE FEES (g)	CUPPS FEES (g)	CUPPS UPGRADE FEES (f)	NUMBER OF LANDINGS
JULY	\$ 237,045	\$ 17,342	\$ 37,574	\$ 6,056	\$ 13,983	\$ -	121
AUGUST	237,045	17,342	37,574	6,056	13,983	-	123
SEPTEMBER	237,045	17,342	37,574	6,056	13,983	-	113
OCTOBER	237,045	17,342	37,574	6,056	13,983	-	142
NOVEMBER	309,588	21,362	41,945	4,728	18,984	-	149
DECEMBER	309,588	21,362	41,945	4,728	18,984	-	185
JANUARY	309,588	21,362	41,945	4,728	18,984	-	206
FEBRUARY	309,588	21,362	41,945	4,728	18,984	-	178
MARCH	309,588	21,362	41,945	4,728	18,984	-	219
APRIL	309,588	21,362	41,945	4,728	18,984	-	221
MAY	214,306	10,004	33,254	5,337	9,721	-	230
JUNE	214,306	10,004	33,254	5,337	9,721	-	223
TOTALS	\$ 3,234,320	\$ 217,548	\$ 468,474	\$ 63,266	\$ 189,278	\$ -	2,110

	LANDING FEES (c)	NUMBER OF REMAIN OVERNIGHTS	REMAIN OVERNIGHT FEES (d)	OPERATIONS FEES (e)	LATE / PENALTY FEES	20-21 MONTHLY REVENUE	19-20 MONTHLY REVENUE
JULY	\$ 46,302	61	\$ 10,963	\$ 2,984	\$ -	\$ 372,249	\$ 476,754
AUGUST	48,522	62	11,143	3,059	-	374,724	473,912
SEPTEMBER	43,653	63	11,322	2,785	-	369,760	466,359
OCTOBER	59,093	62	11,143	3,556	-	385,792	471,237
NOVEMBER	71,691	70	9,821	4,373	898	483,390	471,185
DECEMBER	85,377	86	12,066	5,467	-	499,517	497,952
JANUARY	92,124	69	9,681	6,087	2,000	506,499	483,118
FEBRUARY	79,474	56	7,857	5,289	-	489,227	467,818
MARCH	96,385	92	12,908	6,442	400	512,742	440,915
APRIL	98,403	90	12,627	6,531	-	514,168	347,821
MAY	116,689	94	14,038	10,334	4,137	417,820	339,236
JUNE	110,747	90	13,441	10,019	1,444	408,273	343,003
TOTALS	\$ 948,460	895	\$ 137,010	\$ 66,926	\$ 8,879	\$ 5,334,161	\$ 5,279,310

	% CHANGE	FLIGHTS DEPARTURES	ARRIVALS	PASSENGERS ENPLANED	DEPLANED	AIR FREIGHT (TONS) ENPLANED	DEPLANED
JULY	-21.92%	120	121	7,033	7,127	21.05	0.71
AUGUST	-20.93%	123	123	8,390	8,345	64.22	10.91
SEPTEMBER	-20.71%	112	113	7,761	7,945	53.97	10.07
OCTOBER	-18.13%	143	142	10,754	10,771	51.63	1.35
NOVEMBER	2.59%	148	149	9,588	10,170	41.44	7.30
DECEMBER	0.31%	185	185	11,693	10,961	39.43	1.72
JANUARY	4.84%	206	206	11,082	11,099	37.00	3.95
FEBRUARY	4.58%	179	178	12,036	11,828	37.05	8.91
MARCH	16.29%	218	219	16,757	17,185	40.80	3.27
APRIL	47.83%	221	221	18,553	18,554	48.80	23.59
MAY	23.16%	230	230	24,902	25,096	13.40	37.62
JUNE	19.03%	223	223	25,644	24,849	28.60	1.49
TOTALS	1.04%	2,108	2,110	164,193	163,930	477.39	110.89

NOTE:

a - Lease effective December 13, 2016 and expired December 31, 2020.

b - Lease effective January 1, 2021.

c - Landing fee rate per 1,000 pounds at \$2.81 from November 2019, \$3.23 from November 2020, and \$3.73 from May 2021.

d - Remain overnight fee rate per night at \$179.72 from November 2019, \$140.30 from November 2020, and \$149.34 from May 2021.

e - Operations fee rate per operation on apron at \$24.87 from November 2019, \$29.55 from November 2020, and \$44.93 from May 2021.

f - CUPPS upgrade fee estimated cost was paid through September 2018. The final actual true-up is amortized from November 2018 through October 2019.

g - Due to the COVID-19 pandemic, beginning March 1, 2020 to September 30, 2020, terminal rent is deferred. Lessee is required to continue payment of all other activity-based fees during the deferral period. All deferred rent shall be paid by June 30, 2021.

PM 1121-300-72 (a)
PM 1121-300-83 (b)

FRONTIER AIRLINES, INC.
CERTIFICATED PASSENGER AIRLINE LEASE
LEASE EXPIRES 12/31/2025

	TERMINAL RENT (g)	UTILITIES FEES (g)	JANITORIAL FEES (g)	RAMP EQ STORAGE FEES (g)	CUPPS FEES (g)	CUPPS UPGRADE FEES (f)	NUMBER OF LANDINGS
JULY	\$ 71,137	\$ 4,901	10,619	\$ 1,378	\$ 3,952	\$ -	43
AUGUST	71,137	4,901	10,619	1,378	3,952	-	46
SEPTEMBER	71,137	4,901	10,619	1,378	3,952	-	50
OCTOBER	71,137	4,901	10,619	1,378	3,952	-	57
NOVEMBER	66,336	5,550	10,898	1,076	4,932	-	56
DECEMBER	66,336	5,550	10,898	1,076	4,932	-	30
JANUARY	66,336	5,550	10,898	1,076	4,932	-	31
FEBRUARY	66,336	5,550	10,898	1,076	4,932	-	36
MARCH	66,336	5,550	10,898	1,076	4,932	-	72
APRIL	66,336	5,550	10,898	1,076	4,932	-	76
MAY	80,079	5,438	15,445	1,214	5,124	-	72
JUNE	80,079	5,438	15,445	1,214	5,124	-	81
TOTALS	\$ 842,722	\$ 63,780	\$ 138,754	\$ 14,396	\$ 55,648	\$ -	650

	LANDING FEES (c)	NUMBER OF REMAIN OVERNIGHTS	REMAIN OVERNIGHT FEES (d)	OPERATIONS FEES (e)	LATE / PENALTY FEES	20-21 MONTHLY REVENUE	19-20 MONTHLY REVENUE
JULY	\$ 17,470	1	\$ 180	\$ 1,069	\$ -	\$ 110,706	\$ 109,460
AUGUST	18,754	-	-	1,144	436	112,321	108,214
SEPTEMBER	20,161	-	-	1,244	256	113,648	108,286
OCTOBER	23,011	-	-	1,418	2,500	118,916	108,347
NOVEMBER	25,966	-	-	1,655	1,480	117,893	117,221
DECEMBER	13,865	-	-	887	758	104,302	115,449
JANUARY	14,349	-	-	916	-	104,057	118,972
FEBRUARY	16,682	-	-	1,064	-	106,538	117,253
MARCH	32,817	-	-	2,128	14,155	137,892	107,978
APRIL	34,656	-	-	2,246	3,688	129,382	94,654
MAY	38,100	-	-	3,235	-	148,635	95,807
JUNE	43,203	-	-	3,639	7,534	161,676	100,095
TOTALS	\$ 299,034	1	\$ 180	\$ 20,645	\$ 30,807	\$ 1,465,966	\$ 1,301,736

	% CHANGE	FLIGHTS		PASSENGERS		AIR FREIGHT (TONS)	
		DEPARTURES	ARRIVALS	ENPLANED	DEPLANED	ENPLANED	DEPLANED
JULY	1.14%	43	43	3,679	3,494	-	-
AUGUST	3.80%	46	46	4,239	4,524	-	-
SEPTEMBER	4.95%	50	50	5,804	5,813	-	-
OCTOBER	9.75%	57	57	6,768	6,500	-	-
NOVEMBER	0.57%	56	56	4,994	5,259	-	-
DECEMBER	-9.66%	30	30	2,886	2,660	-	-
JANUARY	-12.54%	31	31	2,151	2,893	-	-
FEBRUARY	-9.14%	36	36	2,914	3,234	-	-
MARCH	27.70%	72	72	8,497	8,391	-	-
APRIL	36.69%	76	76	10,233	9,378	-	-
MAY	55.14%	72	72	9,275	9,062	-	-
JUNE	61.52%	81	81	12,100	10,543	-	-
TOTALS	12.62%	650	650	73,540	71,751	-	-

NOTE:

a - Lease effective December 13, 2016 and expired December 31, 2020.

b - Lease effective January 1, 2021.

c - Landing fee rate per 1,000 pounds at \$2.81 from November 2019, \$3.23 from November 2020, and \$3.73 from May 2021.

d - Remain overnight fee rate per night at \$179.72 from November 2019, \$140.30 from November 2020, and \$149.34 from May 2021.

e - Operations fee rate per operation on apron at \$24.87 from November 2019, \$29.55 from November 2020, and \$44.93 from May 2021.

f - CUPPS upgrade fee estimated cost was paid through September 2018. The final actual true-up is amortized from November 2018 through October 2019.

g - Due to the COVID-19 pandemic, beginning March 1, 2020 to September 30, 2020, terminal rent is deferred. Lessee is required to continue payment of all other activity-based fees during the deferral period. All deferred rent shall be paid by June 30, 2021.

HORIZON AIR INDUSTRIES, INC.
CERTIFICATED PASSENGER AIRLINE OPERATING LEASE
MONTH TO MONTH

	TERMINAL RENT (g)	UTILITIES FEES (g)	JANITORIAL FEES (g)	RAMP EQ STORAGE FEES (g)	CUPPS FEES (g)	CUPPS UPGRADE FEES (f)	NUMBER OF LANDINGS
JULY	\$ 78,013	\$ 5,923	\$ 12,834	\$ 1,140	\$ 4,776	\$ -	185
AUGUST	78,013	5,923	12,834	1,140	4,776	-	215
SEPTEMBER	78,013	5,923	12,834	1,140	4,776	-	144
OCTOBER	78,013	5,923	12,834	1,140	4,776	-	124
NOVEMBER	144,839	11,928	23,420	1,698	10,600	-	160
DECEMBER	144,839	11,928	23,420	1,698	10,600	-	200
JANUARY	144,839	11,928	23,420	1,698	10,600	-	173
FEBRUARY	144,839	11,928	23,420	1,698	10,600	-	84
MARCH	144,839	11,928	23,420	1,698	10,600	-	120
APRIL	144,839	11,928	23,420	1,698	10,600	-	147
MAY	140,952	8,864	26,428	2,227	8,428	-	179
JUNE	140,952	8,864	26,428	2,227	8,428	-	201
TOTALS	\$ 1,462,990	\$ 112,988	\$ 244,712	\$ 19,202	\$ 99,560	\$ -	1,932

	LANDING FEES (c)	NUMBER OF REMAIN OVERNIGHTS	REMAIN OVERNIGHT FEES (d)	OPERATIONS FEES (e)	LATE / PENALTY FEES	20-21 MONTHLY REVENUE	19-20 MONTHLY REVENUE
JULY	\$ 38,967	62	\$ 11,143	\$ 4,601	\$ -	\$ 157,397	\$ 121,573
AUGUST	45,285	61	10,963	5,347	-	164,281	121,017
SEPTEMBER	30,331	60	10,783	3,581	-	147,381	120,250
OCTOBER	26,118	31	5,571	3,109	-	137,484	119,454
NOVEMBER	38,738	30	4,209	4,728	-	240,160	149,234
DECEMBER	48,422	31	4,349	5,910	-	251,166	161,520
JANUARY	41,885	30	4,209	5,142	-	243,721	123,571
FEBRUARY	20,337	25	3,508	2,453	-	218,783	118,845
MARCH	29,053	31	4,349	3,546	-	229,433	117,287
APRIL	35,590	28	3,928	4,344	-	236,347	115,564
MAY	50,047	43	6,422	7,998	758	252,124	136,390
JUNE	56,198	58	8,662	9,031	-	260,790	137,722
TOTALS	\$ 460,971	490	\$ 78,096	\$ 59,790	\$ 758	\$ 2,539,067	\$ 1,542,427

	% CHANGE	FLIGHTS DEPARTURES	ARRIVALS	PASSENGERS ENPLANED	DEPLANED	AIR FREIGHT (TONS) ENPLANED	DEPLANED
JULY	29.47%	185	185	9,387	9,569	0.20	2.80
AUGUST	35.75%	215	215	10,862	11,085	0.60	3.40
SEPTEMBER	22.56%	144	144	6,978	6,884	0.10	0.80
OCTOBER	15.09%	125	124	6,022	6,117	0.20	1.40
NOVEMBER	60.93%	160	160	6,137	6,207	0.10	0.70
DECEMBER	55.50%	200	200	6,131	6,019	3.10	0.80
JANUARY	97.23%	174	173	3,802	4,123	0.30	1.40
FEBRUARY	84.09%	83	84	3,292	3,543	-	1.50
MARCH	95.62%	120	120	6,130	6,036	0.10	1.70
APRIL	104.52%	147	147	8,768	8,638	-	1.00
MAY	84.86%	178	179	11,265	11,177	0.10	1.80
JUNE	89.36%	201	201	13,668	13,291	0.10	1.70
TOTALS	64.62%	1,932	1,932	92,442	92,689	4.90	19.00

NOTE:

- a - Lease effective December 13, 2016 and expired December 31, 2020.
- b - Lease effective January 1, 2021, conducted in accordance with an agreement with Alaska Airlines. Term of license continues on a month-to-month basis until terminated by either party.
- c - Landing fee rate per 1,000 pounds at \$2.81 from November 2019, \$3.23 from November 2020, and \$3.73 from May 2021.
- d - Remain overnight fee rate per night at \$179.72 from November 2019, \$140.30 from November 2020, and \$149.34 from May 2021.
- e - Operations fee rate per operation on apron at \$24.87 from November 2019, \$29.55 from November 2020, and \$44.93 from May 2021.
- f - CUPPS upgrade fee estimated cost was paid through September 2018. The final actual true-up is amortized from November 2018 through October 2019.
- g - Due to the COVID-19 pandemic, beginning March 1, 2020 to September 30, 2020, terminal rent is deferred. Lessee is required to continue payment of all other activity-based fees during the deferral period. All deferred rent shall be paid by June 30, 2021.

SKYWEST AIRLINES, INC. (COMMERCIAL)
CERTIFICATED PASSENGER AIRLINE OPERATING LICENSE
MONTH TO MONTH

	TERMINAL RENT (g),(h)	UTILITIES FEES (g),(h)	JANITORIAL FEES (g),(h)	CUPPS FEES (g),(h)	CUPPS UPGRADE FEES (f)	NUMBER OF LANDINGS	LANDING FEES (c)
JULY	\$ 100,934	\$ 8,101	\$ 17,552	\$ 6,532	\$ -	123	\$ 25,903
AUGUST	100,934	8,101	17,552	6,532	-	125	26,329
SEPTEMBER	100,934	8,101	17,552	6,532	-	91	19,167
OCTOBER	100,934	8,101	17,552	6,532	-	149	31,384
NOVEMBER	109,703	7,751	15,217	6,887	-	149	36,074
DECEMBER	109,703	7,751	15,217	6,887	-	118	28,569
JANUARY	109,703	7,751	15,217	6,887	-	131	31,716
FEBRUARY	109,703	7,751	15,217	6,887	-	109	26,390
MARCH	109,703	7,751	15,217	6,887	-	152	36,801
APRIL	109,703	7,751	15,217	6,887	-	153	37,043
MAY	130,918	8,413	23,534	7,905	-	181	50,606
JUNE	130,918	8,413	23,534	7,905	-	181	50,606
TOTALS	\$ 1,323,790	\$ 95,736	\$ 208,578	\$ 83,260	\$ -	1,662	\$ 400,588

	NUMBER OF REMAIN OVERNIGHTS	REMAIN OVERNIGHT FEES (d)	OPERATIONS FEES (e)	LATE / PENALTY FEES	20-21 MONTHLY REVENUE	19-20 MONTHLY REVENUE	% CHANGE
JULY	31	\$ 5,571	\$ 3,034	\$ -	\$ 167,627	\$ 242,005	-30.73%
AUGUST	31	5,571	3,109	187	168,315	243,531	-30.89%
SEPTEMBER	30	5,392	2,263	-	159,941	240,822	-33.59%
OCTOBER	31	5,571	3,706	-	173,780	242,698	-28.40%
NOVEMBER	28	3,928	4,403	-	183,963	222,676	-17.39%
DECEMBER	30	4,209	3,487	-	175,823	238,853	-26.39%
JANUARY	31	4,349	3,871	-	179,494	220,537	-18.61%
FEBRUARY	28	3,928	3,221	-	173,097	204,357	-15.30%
MARCH	31	4,349	4,492	-	185,200	202,188	-8.40%
APRIL	30	4,209	4,521	-	185,331	154,339	20.08%
MAY	45	6,720	8,132	1,227	237,455	147,288	61.22%
JUNE	34	5,078	8,132	292	234,878	154,907	51.63%
TOTALS	380	\$ 58,875	\$ 52,371	\$ 1,706	\$ 2,224,904	\$ 2,514,201	-11.51%

	FLIGHTS		PASSENGERS		AIR FREIGHT (TONS)	
	DEPARTURES	ARRIVALS	ENPLANED	DEPLANED	ENPLANED	DEPLANED
JULY	122	123	3,442	3,557	-	0.50
AUGUST	125	125	4,377	3,907	-	0.30
SEPTEMBER	91	91	3,798	3,666	-	0.50
OCTOBER	149	149	6,170	5,574	-	0.60
NOVEMBER	149	149	5,159	5,184	-	0.40
DECEMBER	118	118	3,241	3,025	-	0.20
JANUARY	131	131	2,642	2,324	-	0.30
FEBRUARY	109	109	3,033	2,947	-	0.70
MARCH	152	152	5,548	5,534	-	0.60
APRIL	153	153	7,828	7,388	-	0.80
MAY	181	181	9,687	9,876	-	0.90
JUNE	181	181	10,170	11,237	-	1.00
TOTALS	1,661	1,662	65,095	64,219	-	6.80

NOTE:

- a - Lease effective December 13, 2016 and expired December 31, 2020.
- b - Lease effective January 1, 2021, conducted in accordance with an agreement with Alaska Airlines, Delta Airlines, and United Airlines. Term of license continues on a month-to-month basis until terminated by either party.
- c - Landing fee rate per 1,000 pounds at \$2.81 from November 2019, \$3.23 from November 2020, and \$3.73 from May 2021.
- d - Remain overnight fee rate per night at \$179.72 from November 2019, \$140.30 from November 2020, and \$149.34 from May 2021.
- e - Operations fee rate per operation on apron at \$24.87 from November 2019, \$29.55 from November 2020, and \$44.93 from May 2021.
- f - CUPPS upgrade fee estimated cost was paid through September 2018. The final actual true-up is amortized from November 2018 through October 2019.
- g - Due to the COVID-19 pandemic, beginning March 1, 2020 to September 30, 2020, terminal rent is deferred. Lessee is required to continue payment of all other activity-based fees during the deferral period. All deferred rent shall be paid by June 30, 2021.
- h- Effective November 1, 2020 through April 30, 2021, only Alaska Airlines is approved the commercial capacity.

SOUTHWEST AIRLINES CO.
CERTIFICATED PASSENGER AIRLINE LEASE
LEASE EXPIRES 12/31/2025

	TERMINAL RENT (g)	UTILITIES FEES (g)	JANITORIAL FEES (g)	RAMP EQ STORAGE FEES (g)	CUPPS FEES (g)	CUPPS UPGRADE FEES (f)	CBP FEES (g),(h)	IAF FEES (g)
JULY	\$ 701,488	\$ 51,307	\$ 111,166	\$ 15,254	\$ 41,371	\$ -	\$ 42,131	\$ 48,050
AUGUST	701,488	51,307	111,166	15,254	41,371	-	42,131	48,050
SEPTEMBER	701,488	51,307	111,166	15,254	41,371	-	42,131	48,050
OCTOBER	701,488	51,307	111,166	15,254	41,371	-	42,131	48,050
NOVEMBER	656,733	54,367	106,750	11,907	48,314	-	(214)	65,910
DECEMBER	656,733	54,367	106,750	11,907	48,314	-	(214)	65,910
JANUARY	656,733	54,367	106,750	11,907	48,314	-	(214)	65,910
FEBRUARY	656,733	54,367	106,750	11,907	48,314	-	(214)	65,910
MARCH	656,733	54,367	106,750	11,907	48,314	-	(214)	65,910
APRIL	656,733	54,367	106,750	11,907	48,314	-	(214)	65,910
MAY	851,232	59,634	166,569	13,443	56,018	-	(215)	46,941
JUNE	851,232	59,634	166,569	13,443	56,018	-	(215)	46,941
TOTALS	\$ 8,448,814	\$ 650,698	\$ 1,418,302	\$ 159,344	\$ 567,404	\$ -	\$ 166,810	\$ 681,542

	NUMBER OF LANDINGS	LANDING FEES (c)	NUMBER OF REMAIN OVERNIGHTS	REMAIN OVERNIGHT FEES (d)	OPERATIONS FEES (e)	LATE / PENALTY FEES	20-21 MONTHLY REVENUE	19-20 MONTHLY REVENUE
JULY	913	\$ 331,400	186	\$ 33,428	\$ 22,706	\$ -	\$ 1,398,301	\$ 1,470,938
AUGUST	880	321,239	209	37,561	21,861	-	1,391,428	1,467,369
SEPTEMBER	614	237,209	160	28,755	15,320	-	1,292,051	1,459,664
OCTOBER	586	230,150	171	30,732	14,549	-	1,286,198	1,482,195
NOVEMBER	713	313,181	181	25,394	21,069	-	1,303,411	1,488,012
DECEMBER	711	312,561	180	25,254	21,010	-	1,302,592	1,508,832
JANUARY	848	369,047	159	22,308	25,088	-	1,360,210	1,502,795
FEBRUARY	770	334,835	156	21,887	22,754	-	1,323,243	1,466,757
MARCH	1,167	525,172	221	31,006	34,396	-	1,534,341	1,434,570
APRIL	1,174	519,133	252	35,356	34,692	-	1,532,948	1,180,075
MAY	1,127	564,392	267	39,874	50,636	-	1,848,524	1,194,866
JUNE	1,405	700,491	240	35,842	63,172	-	1,993,127	1,287,233
TOTALS	10,908	\$ 4,758,810	2,382	\$ 367,397	\$ 347,253	\$ -	\$ 17,566,374	\$ 16,943,306

	FLIGHTS		PASSENGERS		AIR FREIGHT (TONS)		
	% CHANGE	DEPARTURES	ARRIVALS	ENPLANED	DEPLANED	ENPLANED	DEPLANED
JULY	-4.94%	913	913	48,196	48,105	35.69	23.67
AUGUST	-5.18%	879	880	52,475	52,789	38.47	17.80
SEPTEMBER	-11.48%	616	614	48,062	48,525	42.79	20.25
OCTOBER	-13.22%	585	586	49,836	50,230	45.02	23.97
NOVEMBER	-12.41%	713	713	49,881	50,688	35.20	19.68
DECEMBER	-13.67%	711	711	43,179	42,915	28.08	20.51
JANUARY	-9.49%	849	848	35,670	36,620	50.23	23.98
FEBRUARY	-9.78%	770	770	46,687	47,349	80.96	48.17
MARCH	6.95%	1,164	1,167	79,911	81,274	65.77	52.28
APRIL	29.90%	1,174	1,174	101,216	100,706	75.85	60.80
MAY	54.71%	1,127	1,127	116,293	119,509	67.61	46.04
JUNE	54.84%	1,406	1,405	155,858	155,446	73.10	57.28
TOTALS	3.68%	10,907	10,908	827,264	834,156	638.77	414.43

NOTE:

- a - Lease effective December 13, 2016 and expired December 31, 2020.
- b - Lease effective January 1, 2021.
- c - Landing fee rate per 1,000 pounds at \$2.81 from November 2019, \$3.23 from November 2020, and \$3.73 from May 2021.
- d - Remain overnight fee rate per night at \$179.72 from November 2019, \$140.30 from November 2020, and \$149.34 from May 2021.
- e - Operations fee rate per operation on apron at \$24.87 from November 2019, \$29.55 from November 2020, and \$44.93 from May 2021.
- f - CUPPS upgrade fee estimated cost was paid through September 2018. The final actual true-up is amortized from November 2018 through October 2019.
- g - Due to the COVID-19 pandemic, beginning March 1, 2020 to September 30, 2020, terminal rent is deferred. Lessee is required to continue payment of all other activity-based fees during the deferral period. All deferred rent shall be paid by June 30, 2021.
- h - Due to the mid-year adjustments, credits are spread out monthly.

SPIRIT AIRLINES, INC.
CERTIFICATED PASSENGER AIRLINE LEASE
 LEASE EXPIRES 12/31/2025

	TERMINAL RENT	UTILITIES FEES (e)	JANITORIAL FEES	RAMP EQ STORAGE FEES	CUPPS FEES (e)	NUMBER OF LANDINGS	LANDING FEES (b)
JULY	\$ -	\$ -	\$ -	\$ -	\$ -	-	\$ -
AUGUST	-	-	-	-	-	-	-
SEPTEMBER	-	-	-	-	-	-	-
OCTOBER	-	-	-	-	-	-	-
NOVEMBER	99,707	8,009	15,725	-	7,117	32	15,299
DECEMBER	99,707	8,009	15,725	-	7,117	68	32,597
JANUARY	99,707	8,009	15,725	-	7,117	109	52,185
FEBRUARY	99,707	8,009	15,725	-	7,117	55	26,168
MARCH	99,707	8,009	15,725	-	7,117	17	8,109
APRIL	99,707	8,009	15,725	-	7,117	18	8,559
MAY	954	(1,091)	861	942	(786)	18	9,769
JUNE	954	(1,091)	861	942	(786)	70	38,624
TOTALS	\$ 600,150	\$ 45,872	\$ 96,072	\$ 1,884	\$ 41,130	387	\$ 191,310

	NUMBER OF REMAIN OVERNIGHTS	REMAIN OVERNIGHT FEES (c)	OPERATIONS FEES (d)	LATE / PENALTY FEES	20-21 MONTHLY REVENUE	19-20 MONTHLY REVENUE	% CHANGE
JULY	-	\$ -	\$ -	\$ -	\$ -	\$ -	N/A
AUGUST	-	-	-	-	-	-	N/A
SEPTEMBER	-	-	-	-	-	-	N/A
OCTOBER	-	-	-	-	-	-	N/A
NOVEMBER	14	1,964	916	-	148,737	-	N/A
DECEMBER	31	4,349	2,009	2,500	172,013	-	N/A
JANUARY	31	4,349	3,221	-	190,313	-	N/A
FEBRUARY	8	1,122	1,655	654	160,157	-	N/A
MARCH	-	-	502	-	139,169	-	N/A
APRIL	1	140	532	-	139,789	-	N/A
MAY	-	-	809	-	11,458	-	N/A
JUNE	22	3,285	3,100	-	45,889	-	N/A
TOTALS	107	\$ 15,209	\$ 12,744	\$ 3,154	\$ 1,007,525	\$ -	N/A

	FLIGHTS		PASSENGERS		AIR FREIGHT (TONS)	
	DEPARTURES	ARRIVALS	ENPLANED	DEPLANED	ENPLANED	DEPLANED
JULY	-	-	-	-	-	-
AUGUST	-	-	-	-	-	-
SEPTEMBER	-	-	-	-	-	-
OCTOBER	-	-	-	-	-	-
NOVEMBER	31	32	1,126	1,335	-	-
DECEMBER	68	68	2,101	2,042	-	-
JANUARY	109	109	3,430	3,860	-	-
FEBRUARY	56	55	2,897	2,717	-	-
MARCH	17	17	1,532	1,424	-	-
APRIL	18	18	1,787	1,659	-	-
MAY	18	18	1,777	1,914	-	-
JUNE	69	70	7,883	7,944	-	-
TOTALS	386	387	22,533	22,895	-	-

NOTE:

- a - Lease effective November 1, 2020.
- b - Landing fee rate per 1,000 pounds at \$3.23 from November 2020 and \$3.73 from May 2021.
- c - Remain overnight fee rate per night at \$140.30 from November 2020 and \$149.34 from May 2021.
- d - Operations fee rate per operation on apron at \$29.55 from November 2020 and \$44.93 from May 2021.
- e - Due to the mid-year adjustments, credits are spread out monthly.

SUN COUNTRY, INC.
dba SUN COUNTRY AIRLINES
CERTIFICATED PASSENGER AIRLINE LEASE
 LEASE EXPIRES 12/31/2025

	TERMINAL RENT	UTILITIES FEES	JANITORIAL FEES	RAMP EQ STORAGE FEES	CUPPS FEES	NUMBER OF LANDINGS	LANDING FEES (b)
JULY	\$ -	\$ -	\$ -	\$ -	\$ -	-	\$ -
AUGUST	-	-	-	-	-	-	-
SEPTEMBER	-	-	-	-	-	-	-
OCTOBER	-	-	-	-	-	-	-
NOVEMBER	-	-	-	-	-	-	-
DECEMBER	-	-	-	-	-	-	-
JANUARY	-	-	-	-	-	-	-
FEBRUARY	-	-	-	-	-	-	-
MARCH	-	-	-	-	-	-	-
APRIL	-	-	-	-	-	-	-
MAY	25,000	1,173	2,811	67	1,073	10	4,774
JUNE	25,000	1,173	2,811	67	1,073	16	7,639
TOTALS	\$ 50,000	\$ 2,346	\$ 5,622	\$ 134	\$ 2,146	26	\$ 12,413

	NUMBER OF REMAIN OVERNIGHTS	REMAIN OVERNIGHT FEES (c)	OPERATIONS FEES (d)	LATE / PENALTY FEES	20-21 MONTHLY REVENUE	19-20 MONTHLY REVENUE	% CHANGE
JULY	-	\$ -	\$ -	\$ -	\$ -	\$ -	N/A
AUGUST	-	-	-	-	-	-	N/A
SEPTEMBER	-	-	-	-	-	-	N/A
OCTOBER	-	-	-	-	-	-	N/A
NOVEMBER	-	-	-	-	-	-	N/A
DECEMBER	-	-	-	-	-	-	N/A
JANUARY	-	-	-	-	-	-	N/A
FEBRUARY	-	-	-	-	-	-	N/A
MARCH	-	-	-	-	-	-	N/A
APRIL	-	-	-	-	-	-	N/A
MAY	-	-	449	-	35,347	-	N/A
JUNE	-	-	719	-	38,482	-	N/A
TOTALS	-	\$ -	\$ 1,168	\$ -	\$ 73,829	\$ -	N/A

	FLIGHTS		PASSENGERS		AIR FREIGHT (TONS)	
	DEPARTURES	ARRIVALS	ENPLANED	DEPLANED	ENPLANED	DEPLANED
JULY	-	-	-	-	-	-
AUGUST	-	-	-	-	-	-
SEPTEMBER	-	-	-	-	-	-
OCTOBER	-	-	-	-	-	-
NOVEMBER	-	-	-	-	-	-
DECEMBER	-	-	-	-	-	-
JANUARY	-	-	-	-	-	-
FEBRUARY	-	-	-	-	-	-
MARCH	-	-	-	-	-	-
APRIL	-	-	-	-	-	-
MAY	10	10	1,028	996	-	-
JUNE	16	16	1,966	1,854	-	-
TOTALS	26	26	2,994	2,850	-	-

- NOTE:**
 a - Lease effective May 1, 2021.
 b - Landing fee rate per 1,000 pounds at \$3.73 from May 2021.
 c - Remain overnight fee rate per night at \$149.34 from May 2021.
 d - Operations fee rate per operation on apron at \$44.93 from May 2021.

UNITED AIRLINES, INC.
CERTIFICATED PASSENGER AIRLINE LEASE
 LEASE EXPIRES 12/31/2025

	TERMINAL RENT (g)	MEZZANINE RENT (g)	UTILITIES FEES (g)	JANITORIAL FEES (g)	RAMP EQ STORAGE FEES (g)	CUPPS FEES (g)	CUPPS UPGRADE FEES (f)
JULY	\$ 409,420	\$ 15,422	\$ 28,694	\$ 62,171	\$ 11,878	\$ 23,137	\$ -
AUGUST	409,420	15,422	28,694	62,171	11,878	23,137	-
SEPTEMBER	409,420	15,422	28,694	62,171	11,878	23,137	-
OCTOBER	409,420	15,422	28,694	62,171	11,878	23,137	-
NOVEMBER	244,482	14,161	23,126	45,409	9,273	20,552	-
DECEMBER	244,482	14,161	23,126	45,409	9,273	20,552	-
JANUARY	244,482	14,161	23,126	45,409	9,273	20,552	-
FEBRUARY	244,482	14,161	23,126	45,409	9,273	20,552	-
MARCH	244,482	14,161	23,126	45,409	9,273	20,552	-
APRIL	244,482	14,161	23,126	45,409	9,273	20,552	-
MAY	159,966	14,063	11,157	36,786	10,467	10,824	-
JUNE	159,966	14,063	11,157	36,786	10,467	10,824	-
TOTALS	\$ 3,424,504	\$ 174,780	\$ 275,846	\$ 594,710	\$ 124,084	\$ 237,508	\$ -

	NUMBER OF LANDINGS	LANDING FEES (c)	NUMBER OF REMAIN OVERNIGHTS	REMAIN OVERNIGHT FEES (d)	OPERATIONS FEES (e)	LATE / PENALTY FEES	20-21 MONTHLY REVENUE	19-20 MONTHLY REVENUE
JULY	216	\$ 82,990	106	\$ 19,050	\$ 5,322	\$ 2,403	\$ 660,487	\$ 716,361
AUGUST	187	74,168	119	21,387	4,651	787	651,715	729,427
SEPTEMBER	175	70,514	116	20,848	4,303	1,634	648,021	723,904
OCTOBER	177	71,114	118	21,207	4,427	-	647,470	703,250
NOVEMBER	168	77,139	108	15,152	4,964	1,376	455,634	784,764
DECEMBER	193	88,778	118	16,555	5,674	1,483	469,493	807,691
JANUARY	181	83,275	117	16,415	5,349	-	462,042	794,771
FEBRUARY	154	70,439	107	15,012	4,551	-	447,005	771,276
MARCH	179	80,453	120	16,836	5,289	-	459,581	745,327
APRIL	178	79,649	116	16,275	5,260	1,450	459,637	628,076
MAY	204	104,575	145	21,654	9,121	-	378,613	599,805
JUNE	232	120,366	146	21,804	10,424	-	395,857	598,777
TOTALS	2,244	\$ 1,003,460	1,436	\$ 222,195	\$ 69,335	\$ 9,133	\$ 6,135,555	\$ 8,603,429

	% CHANGE	FLIGHTS		PASSENGERS		AIR FREIGHT (TONS)	
		DEPARTURES	ARRIVALS	ENPLANED	DEPLANED	ENPLANED	DEPLANED
JULY	-7.80%	214	216	13,351	13,361	8.00	-
AUGUST	-10.65%	187	187	13,806	14,816	24.99	-
SEPTEMBER	-10.48%	173	175	18,310	19,083	21.55	-
OCTOBER	-7.93%	178	177	20,644	21,836	5.80	-
NOVEMBER	-41.94%	168	168	17,187	18,595	3.31	-
DECEMBER	-41.87%	192	193	14,512	15,377	5.20	-
JANUARY	-41.86%	181	181	10,739	10,989	12.30	-
FEBRUARY	-42.04%	154	154	10,544	11,101	11.45	-
MARCH	-38.34%	179	179	16,394	17,512	3.96	-
APRIL	-26.82%	178	178	20,821	21,492	0.02	-
MAY	-36.88%	203	204	24,155	24,737	-	-
JUNE	-33.89%	232	232	29,542	29,360	0.03	-
TOTALS	-28.68%	2,239	2,244	210,005	218,259	96.61	-

NOTE:

a - Leases effective December 13, 2016 and expired December 31, 2020. Airline club room lease is month-to-month.

b - Lease effective January 1, 2021.

c - Landing fee rate per 1,000 pounds at \$2.81 from November 2019, \$3.23 from November 2020, and \$3.73 from May 2021.

d - Remain overnight fee rate per night at \$179.72 from November 2019, \$140.30 from November 2020, and \$149.34 from May 2021.

e - Operations fee rate per operation on apron at \$24.87 from November 2019, \$29.55 from November 2020, and \$44.93 from May 2021.

f - CUPPS upgrade fee estimated cost was paid through September 2018. The final actual true-up is amortized from November 2018 through October 2019.

g - Due to the COVID-19 pandemic, beginning March 1, 2020 to September 30, 2020, terminal rent is deferred. Lessee is required to continue payment of all other activity-based fees during the deferral period. All deferred rent shall be paid by June 30, 2021.

PM 1121-300-77 (a)
PM 1121-300-86 (b)

WESTJET, AN ALBERTA PARTNERSHIP
CERTIFICATED PASSENGER AIRLINE LEASE
LEASE EXPIRES 12/31/2025

	TERMINAL RENT (h)	UTILITIES FEES (h)	JANITORIAL FEES (h)	RAMP EQ STORAGE FEES (h)	CUPPS FEES (h)	CUPPS UPGRADE FEES (f)	CBP FEES (h)
JULY	\$ 47,319	\$ 3,091	\$ 6,697	\$ 285	\$ 2,492	\$ -	\$ 10,003
AUGUST	47,319	3,091	6,697	285	2,492	-	10,003
SEPTEMBER	47,319	3,091	6,697	285	2,492	-	10,003
OCTOBER	47,319	3,091	6,697	285	2,492	-	10,003
NOVEMBER	47,822	3,898	7,653	283	3,464	-	(24)
DECEMBER	47,822	3,898	7,653	283	3,464	-	(24)
JANUARY	47,822	3,898	7,653	283	3,464	-	(24)
FEBRUARY	47,822	3,898	7,653	283	3,464	-	(24)
MARCH	47,822	3,898	7,653	283	3,464	-	(24)
APRIL	47,822	3,898	7,653	283	3,464	-	(24)
MAY	(6,813)	(1,275)	(1,364)	(283)	(1,063)	-	(24)
JUNE	(6,813)	(1,275)	(1,364)	(283)	(1,063)	-	(24)
TOTALS	\$ 462,582	\$ 33,202	\$ 69,978	\$ 2,272	\$ 28,626	\$ -	\$ 39,820

	NUMBER OF LANDINGS	LANDING FEES (c),(g)	NUMBER OF REMAIN OVERNIGHTS	REMAIN OVERNIGHT FEES (d),(g)	OPERATIONS FEES (e),(g)	LATE / PENALTY FEES	20-21 MONTHLY REVENUE	19-20 MONTHLY REVENUE
JULY	-	\$ -	-	\$ -	\$ -	\$ -	\$ 69,887	\$ 76,711
AUGUST	-	-	-	-	-	-	69,887	74,797
SEPTEMBER	-	-	-	-	-	-	69,887	74,437
OCTOBER	-	-	-	-	-	-	69,887	74,346
NOVEMBER	-	-	-	-	-	-	63,096	79,341
DECEMBER	-	-	-	-	-	-	63,096	80,165
JANUARY	-	-	-	-	-	-	63,096	81,693
FEBRUARY	-	-	-	-	-	-	63,096	81,014
MARCH	-	-	-	-	-	-	63,096	77,572
APRIL	-	-	-	-	-	-	63,096	69,887
MAY	-	-	-	-	-	-	(10,822)	69,887
JUNE	-	-	-	-	-	-	(10,822)	69,887
TOTALS	-	\$ -	-	\$ -	\$ -	\$ -	\$ 636,480	\$ 909,737

	% CHANGE	FLIGHTS		PASSENGERS		AIR FREIGHT (TONS)	
		DEPARTURES	ARRIVALS	ENPLANED	DEPLANED	ENPLANED	DEPLANED
JULY	-8.90%	-	-	-	-	-	-
AUGUST	-6.56%	-	-	-	-	-	-
SEPTEMBER	-6.11%	-	-	-	-	-	-
OCTOBER	-6.00%	-	-	-	-	-	-
NOVEMBER	-20.47%	-	-	-	-	-	-
DECEMBER	-21.29%	-	-	-	-	-	-
JANUARY	-22.76%	-	-	-	-	-	-
FEBRUARY	-22.12%	-	-	-	-	-	-
MARCH	-18.66%	-	-	-	-	-	-
APRIL	-9.72%	-	-	-	-	-	-
MAY	-115.48%	-	-	-	-	-	-
JUNE	-115.48%	-	-	-	-	-	-
TOTALS	-30.04%	-	-	-	-	-	-

NOTE:

a - Lease effective December 13, 2016 and expired December 31, 2020.

b - Lease effective January 1, 2021.

c - Landing fee rate per 1,000 pounds at \$2.81 from November 2019.

d - Remain overnight fee rate per night at \$179.72 from November 2019.

e - Operations fee rate per operation on apron at \$24.87 from November 2019.


f - CUPPS upgrade fee estimated cost was paid through September 2018. The final actual true-up is amortized from November 2018 through October 2019.

g - Effective March 23, 2020, a temporary embargo was placed on international flights into the United States as a result of the pandemic.

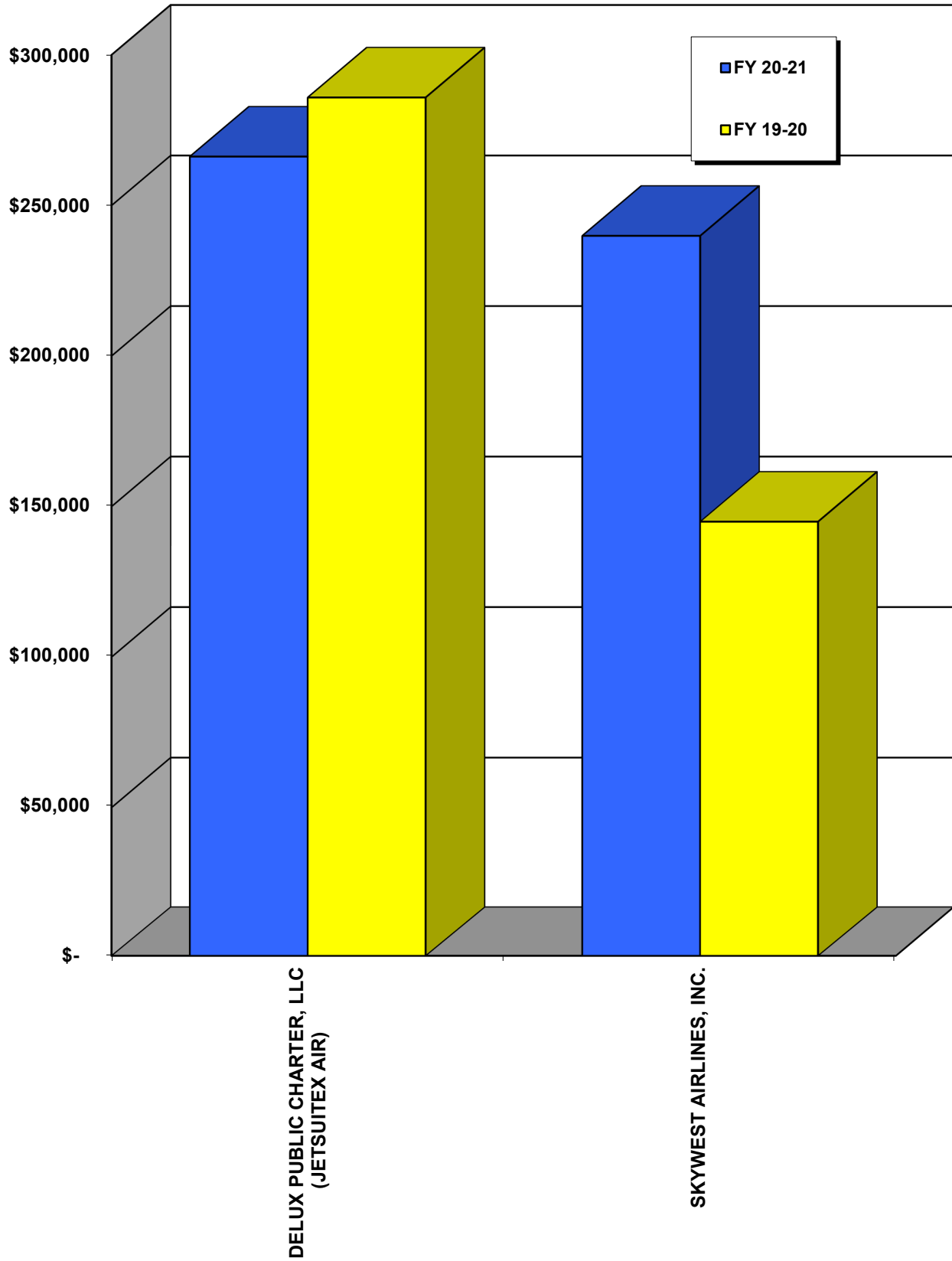
h - Due to the mid-year adjustments, credits are spread out monthly.

COMMUTER AIRLINES

COMMUTER
AIRLINES



COMMUTER AIRLINES SUMMARY



COMMUTER AIRLINES SUMMARY FOR FY 2020-2021

	NUMBER OF LANDINGS	LANDING FEES (a)	NUMBER OF REMAIN OVERNIGHTS	REMAIN OVERNIGHT FEES (b)	OPERATIONS FEES (c)	LATE / PENALTY FEES
DELUX PUBLIC CHARTER, LLC (JETSUITEX AIR)	1,645	\$ 219,823	430	\$ 44,167	\$ -	\$ 2,223
SKYWEST AIRLINES, INC.	1,015	224,805	89	10,215	3,954	911
TOTALS	2,660	\$ 444,628	519	\$ 54,382	\$ 3,954	\$ 3,134

	20-21 TOTAL REVENUE	19-20 TOTAL REVENUE	% CHANGE	FLIGHTS DEPARTURES	ARRIVALS
DELUX PUBLIC CHARTER, LLC (JETSUITEX AIR)	\$ 266,213	\$ 285,840	-6.87%	1,638	1,645
SKYWEST AIRLINES, INC.	239,885	144,930	65.52%	1,015	1,015
TOTALS	\$ 506,098	\$ 430,770	17.49%	2,653	2,660

	PASSENGERS		AIR FREIGHT (TONS)	
	ENPLANED	DEPLANED	ENPLANED	DEPLANED
DELUX PUBLIC CHARTER, LLC (JETSUITEX AIR)	29,386	29,275	-	-
SKYWEST AIRLINES, INC.	39,926	39,123	-	-
TOTALS	69,312	68,398	-	-

NOTE:

- a - Landing fee rate per 1,000 pounds at \$2.81 from November 2019, \$3.23 from November 2020, and \$3.73 from May 2021.
- b - Remain overnight fee rate per night at \$120.41 from November 2019, \$94.00 from November 2020, and \$100.06 from May 2021.
- c - Operations fee rate per operations on apron at \$3.48 from November 2019, \$4.14 from November 2020, and \$6.29 from May 2021.

DELUX PUBLIC CHARTER, LLC
dba JETSUITEX AIR
COMMUTER AIRLINE OPERATING LICENSE
MONTH TO MONTH

	NUMBER OF LANDINGS	LANDING FEES (b)	NUMBER OF REMAIN OVERNIGHTS	REMAIN OVERNIGHT FEES (c)	LATE / PENALTY FEES	20-21 MONTHLY REVENUE	19-20 MONTHLY REVENUE
JULY	139	\$ 15,960	43	\$ 5,178	\$ -	\$ 21,138	\$ 31,045
AUGUST	89	10,334	16	1,927	-	12,261	32,249
SEPTEMBER	88	10,180	40	4,816	1,389	16,385	33,441
OCTOBER	117	13,538	16	1,927	284	15,749	28,780
NOVEMBER	125	16,633	12	1,128	-	17,761	26,773
DECEMBER	123	16,346	38	3,572	-	19,918	24,407
JANUARY	118	15,705	39	3,666	550	19,921	25,309
FEBRUARY	108	14,308	29	2,726	-	17,034	21,580
MARCH	129	17,154	41	3,854	-	21,008	29,877
APRIL	177	23,517	39	3,666	-	27,183	10,043
MAY	212	32,423	60	6,004	-	38,427	8,394
JUNE	220	33,725	57	5,703	-	39,428	13,942
TOTALS	1,645	\$ 219,823	430	\$ 44,167	\$ 2,223	\$ 266,213	\$ 285,840

	% CHANGE	FLIGHTS		PASSENGERS		AIR FREIGHT (TONS)	
		DEPARTURES	ARRIVALS	ENPLANED	DEPLANED	ENPLANED	DEPLANED
JULY	-31.91%	138	139	1,920	1,900	-	-
AUGUST	-61.98%	89	89	1,715	1,745	-	-
SEPTEMBER	-51.00%	88	88	1,918	1,851	-	-
OCTOBER	-45.28%	114	117	2,513	2,456	-	-
NOVEMBER	-33.66%	126	125	2,180	2,343	-	-
DECEMBER	-18.39%	121	123	1,842	1,745	-	-
JANUARY	-21.29%	117	118	1,543	1,563	-	-
FEBRUARY	-21.07%	107	108	1,800	1,782	-	-
MARCH	-29.69%	130	129	2,289	2,315	-	-
APRIL	170.67%	176	177	3,383	3,314	-	-
MAY	357.79%	212	212	4,071	4,143	-	-
JUNE	182.80%	220	220	4,212	4,118	-	-
TOTALS	-6.87%	1,638	1,645	29,386	29,275	-	-

NOTE:

a - License effective June 5, 2018 and expired December 31, 2018.

b - Landing fee rate per 1,000 pounds at \$2.81 from November 2019, \$3.23 from November 2020, and \$3.73 from May 2021.

c - Remain overnight fee rate per night at \$120.41 from November 2019, \$94.00 from November 2020, and \$100.06 from May 2021.

PM 1121-310-27 (a)
PM 1121-310-28 (b)

SKYWEST AIRLINES, INC.
COMMUTER AIRLINE OPERATING LICENSE
MONTH TO MONTH

	NUMBER OF LANDINGS	LANDING FEES (c)	NUMBER OF REMAIN OVERNIGHTS	REMAIN OVERNIGHT FEES (d)	OPERATIONS FEES (e)	LATE / PENALTY FEES	20-21 MONTHLY REVENUE
JULY	92	\$ 18,662	2	\$ 241	\$ 317	\$ -	\$ 19,220
AUGUST	185	38,296	31	3,733	644	179	42,852
SEPTEMBER	156	32,210	7	843	546	-	33,599
OCTOBER	141	29,319	30	3,612	487	-	33,418
NOVEMBER	150	35,623	18	1,692	625	521	38,461
DECEMBER	110	26,221	-	-	455	-	26,676
JANUARY	31	7,505	-	-	128	-	7,633
FEBRUARY	28	6,779	1	94	116	-	6,989
MARCH	31	7,505	-	-	128	-	7,633
APRIL	30	7,263	-	-	124	-	7,387
MAY	31	7,925	-	-	195	211	8,331
JUNE	30	7,497	-	-	189	-	7,686
TOTALS	1,015	\$ 224,805	89	\$ 10,215	\$ 3,954	\$ 911	\$ 239,885

19-20								
	MONTHLY		FLIGHTS		PASSENGERS		AIR FREIGHT (TONS)	
	REVENUE	% CHANGE	DEPARTURES	ARRIVALS	ENPLANED	DEPLANED	ENPLANED	DEPLANED
JULY	\$ 5,419	254.68%	91	92	3,004	2,891	-	-
AUGUST	5,530	674.90%	185	185	6,423	6,106	-	-
SEPTEMBER	5,414	520.59%	157	156	5,800	5,360	-	-
OCTOBER	5,530	504.30%	140	141	5,186	5,411	-	-
NOVEMBER	9,148	320.43%	151	150	5,473	5,693	-	-
DECEMBER	4,985	435.13%	110	110	2,896	3,111	-	-
JANUARY	28,957	-73.64%	31	31	1,353	1,092	-	-
FEBRUARY	30,982	-77.44%	28	28	1,609	1,381	-	-
MARCH	26,774	-71.49%	31	31	2,011	1,912	-	-
APRIL	4,414	67.35%	30	30	2,002	2,001	-	-
MAY	5,752	44.84%	31	31	2,102	2,122	-	-
JUNE	12,025	-36.08%	30	30	2,067	2,043	-	-
TOTALS	\$ 144,930	65.52%	1,015	1,015	39,926	39,123	-	-

NOTE:

a - Lease effective December 13, 2016 and expired December 31, 2020.

b - Lease effective January 1, 2021, conducted in accordance with an agreement with Delta Airlines and United Airlines.

Term of license continues on a month-to-month basis until terminated by either party.

c - Landing fee rate per 1,000 pounds at \$2.81 from November 2019, \$3.23 from November 2020, and \$3.73 from May 2021.

d - Remain overnight fee rate per night at \$120.41 from November 2019, \$94.00 from November 2020, and \$100.06 from May 2021.

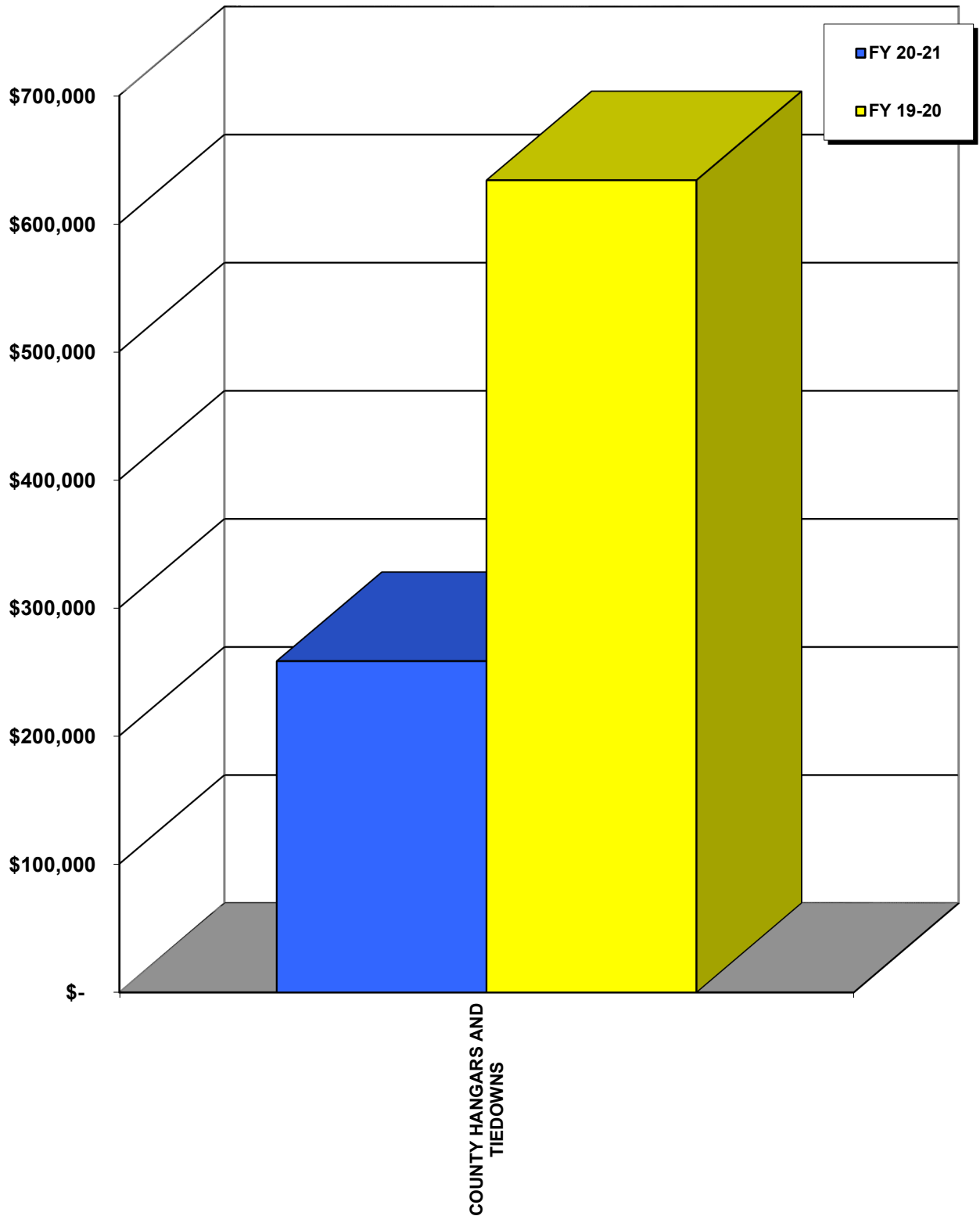
e - Operations fee rate per operations on apron at \$3.48 from November 2019, \$4.14 from November 2020, and \$6.29 from May 2021.

COUNTY HANGARS AND TIEDOWNS

COUNTY HANGARS
AND TIEDOWNS



COUNTY HANGARS AND TIEDOWNS SUMMARY



COUNTY HANGARS AND TIEDOWNS

(a)

	COUNTY HANGAR REVENUE	COUNTY TIEDOWN REVENUE	COUNTY SHADED TIEDOWN REVENUE	LATE / PENALTY FEES	20-21 MONTHLY REVENUE (b)	19-20 MONTHLY REVENUE (b)	% CHANGE
JULY	\$ 1,737	\$ 27,825	\$ 16,195	\$ 78	\$ 45,835	\$ 48,954	-6.37%
AUGUST	2,077	29,886	15,055	49	47,067	56,972	-17.39%
SEPTEMBER	2,509	31,476	16,200	15	50,200	47,206	6.34%
OCTOBER	2,509	32,065	16,016	66	50,656	58,096	-12.81%
NOVEMBER	1,737	27,937	12,718	37	42,429	40,198	5.55%
DECEMBER	1,544	31,521	11,362	87	44,514	54,223	-17.91%
JANUARY (c)	-	(4,544)	(4,157)	34	(8,667)	55,704	-115.56%
FEBRUARY (c)	-	(4,839)	(2,645)	6	(7,478)	48,784	-115.33%
MARCH (c)	-	380	160	26	566	53,949	-98.95%
APRIL	-	100	-	-	100	41,355	-99.76%
MAY	-	-	-	-	-	55,536	-100.00%
JUNE (c)	(193)	(4,956)	(1,807)	4	(6,952)	72,719	-109.56%
TOTALS	\$ 11,920	\$ 166,851	\$ 79,097	\$ 402	\$ 258,270	\$ 633,696	-59.24%

NOTE:

a - All County Hangar, Tiedown and Shaded Tiedown Licenses terminated December 31, 2020.

b - For consistency between prior year Revenue Reports, County Hangar, Tiedown and Shaded Tiedown revenue are presented on a cash basis.

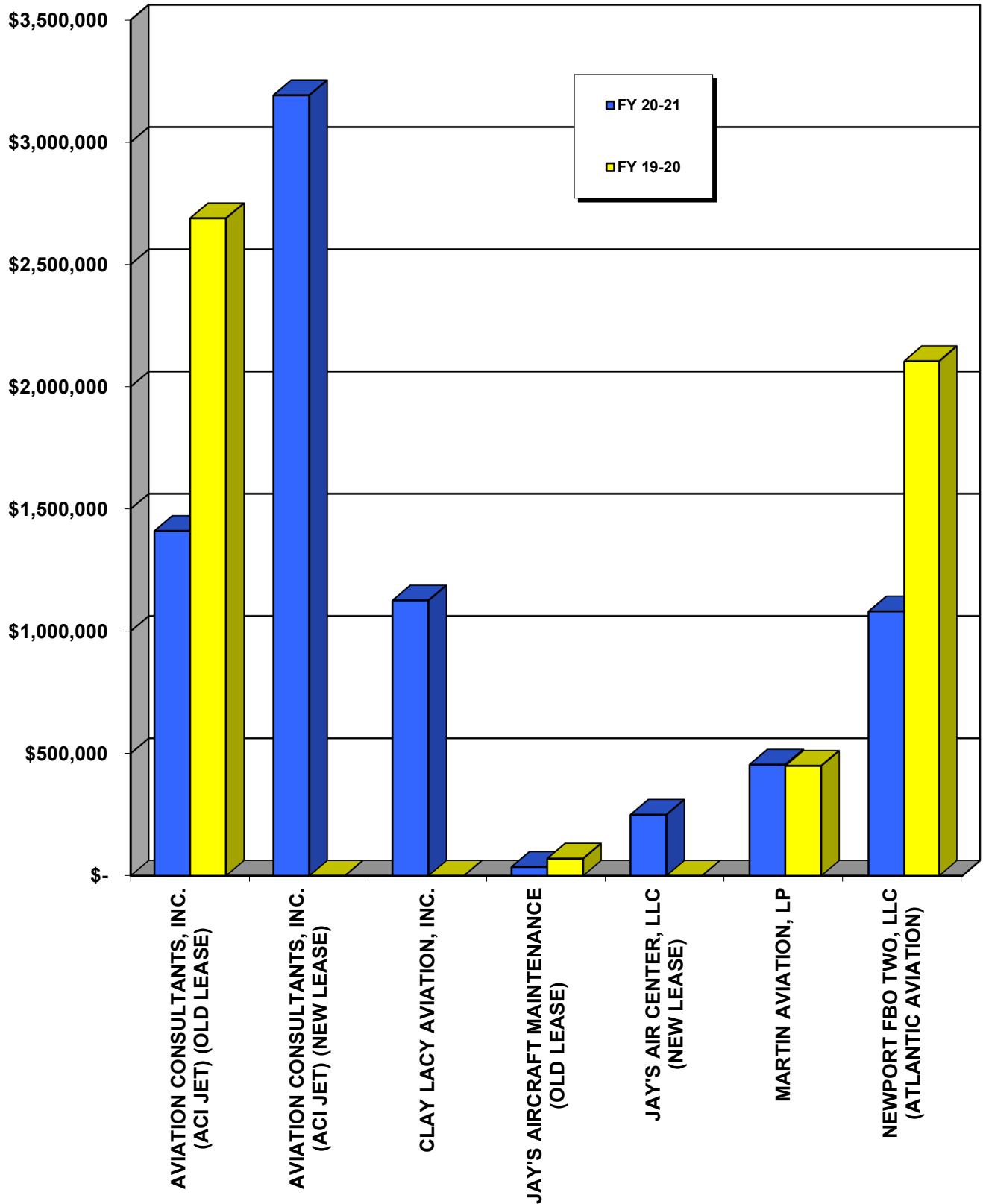
c - Includes refunds for overpayment of rent.

FIXED-BASE OPERATORS



FIXED-BASE
OPERATORS

FIXED-BASE OPERATORS SUMMARY



FIXED-BASE OPERATORS SUMMARY FOR FY 2020-2021

LESSEE	FBO GROUND RENT	BUILDING RENT	FUEL STORAGE RENT	EQUIPMENT STORAGE RENT	FUEL FLOWAGE FEES	PERCENTAGE RENT 5% FEES	PERCENTAGE RENT 0.25% FEES	TRANSIENT PARKING FEES	RENTAL CAR FEES
AVIATION CONSULTANTS, INC. (ACI JET) (OLD LEASE)	\$ 1,115,466	\$ -	\$ 19,290	\$ -	\$ 222,157	\$ -	\$ -	\$ 29,778	\$ 21,867
AVIATION CONSULTANTS, INC. (ACI JET) (NEW LEASE)	1,203,654	1,231,164	-	-	292,170	239,260	1,362	-	28,121
CLAY LACY AVIATION, INC. JAY'S AIRCRAFT MAINTENANCE (OLD LEASE)	568,446	437,196	-	-	48,722	60,854	977	-	4,695
JAY'S AIR CENTER, LLC (NEW LEASE)	35,850	-	-	-	-	-	-	-	-
MARTIN AVIATION, LP NEWPORT FBO TWO, LLC (ATLANTIC AVIATION)	218,034	17,070	-	-	-	13,244	319	-	-
	453,122	-	-	390	-	-	-	-	-
	796,590	-	20,340	-	121,702	-	-	59,051	15,107
TOTALS	\$ 4,391,162	\$ 1,685,430	\$ 39,630	\$ 390	\$ 684,751	\$ 313,358	\$ 2,658	\$ 88,829	\$ 69,790

LESSEE	AIRLINE SERVICES FEES	AIRCRAFT OVERFLOW PARKING FEES	AIRCRAFT TIEDOWN FEES	GA RAMP LC-01 FEES	GA RAMP LC-03 FEES	VEHICLE PARKING FEES	LATE / PENALTY FEES
AVIATION CONSULTANTS, INC. (ACI JET) (OLD LEASE)	\$ 750	\$ -	\$ -	\$ -	\$ -	\$ -	\$ -
AVIATION CONSULTANTS, INC. (ACI JET) (NEW LEASE)	-	79,806	12,600	56,244	46,380	-	1,000
CLAY LACY AVIATION, INC. JAY'S AIRCRAFT MAINTENANCE (OLD LEASE)	-	-	-	-	-	-	4,093
JAY'S AIR CENTER, LLC (NEW LEASE)	-	-	-	-	-	-	-
MARTIN AVIATION, LP NEWPORT FBO TWO, LLC (ATLANTIC AVIATION)	-	-	-	-	-	-	-
	750	-	26,040	-	-	40,692	102
TOTALS	\$ 1,500	\$ 79,806	\$ 38,640	\$ 56,244	\$ 46,380	\$ 40,692	\$ 5,304

LESSEE	20-21 TOTAL REVENUE	19-20 TOTAL REVENUE	% CHANGE	LUBRICANT DELIVERED - GALLONS	FUEL DELIVERED - GALLONS				
					100LL	JET-A	DIESEL	MOGAS	TOTAL
AVIATION CONSULTANTS, INC. (ACI JET) (OLD LEASE)	\$ 1,409,308	\$ 2,688,637	-47.58%	113	203,748	3,491,486	-	7,190	3,702,424
AVIATION CONSULTANTS, INC. (ACI JET) (NEW LEASE)	3,191,761	-	N/A	121	165,206	4,699,412	-	4,690	4,869,308
CLAY LACY AVIATION, INC. JAY'S AIRCRAFT MAINTENANCE (OLD LEASE)	1,124,983	-	N/A	-	32,305	763,941	-	15,803	812,049
JAY'S AIR CENTER, LLC (NEW LEASE)	35,850	69,872	-48.69%	-	-	-	-	-	-
MARTIN AVIATION, LP NEWPORT FBO TWO, LLC (ATLANTIC AVIATION)	248,776	-	N/A	-	-	-	-	-	-
	453,512	448,392	1.14%	-	-	-	-	-	-
	1,080,374	2,104,109	-48.65%	300	28,123	1,992,419	4,461	2,872	2,027,875
TOTALS	\$ 7,544,564	\$ 5,311,010	42.06%	534	429,382	10,947,258	4,461	30,555	11,411,656

PM 1121-223-26, 26.1 (a)
 PM 1121-281-30, 31 (b)
 PM 1121-360-157 (c)

AVIATION CONSULTANTS, INC.
dba ACI JET (OLD LEASE)
FBO LEASE

LEASE TERMINATED 12/31/2020

	FBO GROUND RENT (d)	FUEL STORAGE RENT (e)	FUEL FLOWAGE FEES (f)	TRANSIENT PARKING FEES	RENTAL CAR GROSS	RENTAL CAR FEES (10%)	AIRLINE SERVICES GROSS	AIRLINE SERVICES FEES	LATE / PENALTY FEES
JULY	\$ 185,911	\$ 3,215	\$ 34,903	\$ 5,085	\$ 50,764	\$ 5,076	\$ -	\$ 125	\$ -
AUGUST	185,911	3,215	38,821	4,603	41,275	4,128	-	125	-
SEPTEMBER	185,911	3,215	39,452	5,135	35,618	3,562	-	125	-
OCTOBER	185,911	3,215	39,136	4,725	37,723	3,772	-	125	-
NOVEMBER	185,911	3,215	32,913	5,045	32,721	3,272	-	125	-
DECEMBER	185,911	3,215	36,932	5,185	20,574	2,057	-	125	-
JANUARY	-	-	-	-	-	-	-	-	-
FEBRUARY	-	-	-	-	-	-	-	-	-
MARCH	-	-	-	-	-	-	-	-	-
APRIL	-	-	-	-	-	-	-	-	-
MAY	-	-	-	-	-	-	-	-	-
JUNE	-	-	-	-	-	-	-	-	-
TOTALS	\$ 1,115,466	\$ 19,290	\$ 222,157	\$ 29,778	\$ 218,675	\$ 21,867	\$ -	\$ 750	\$ -

	20-21 MONTHLY REVENUE	19-20 MONTHLY REVENUE	% CHANGE	LUBRICANT DELIVERED - GALLONS	FUEL DELIVERED - GALLONS				
					100LL	JET-A	DIESEL	MOGAS	TOTAL
JULY	\$ 234,315	\$ 227,927	2.80%	-	38,851	540,463	-	2,398	581,712
AUGUST	236,803	232,589	1.81%	29	30,703	616,263	-	-	646,966
SEPTEMBER	237,400	227,975	4.13%	34	37,062	618,086	-	2,329	657,477
OCTOBER	236,884	231,795	2.20%	27	35,120	617,103	-	-	652,223
NOVEMBER	230,481	223,741	3.01%	-	30,536	515,552	-	2,463	548,551
DECEMBER	233,425	230,673	1.19%	23	31,476	584,019	-	-	615,495
JANUARY	-	227,199	-100.00%	-	-	-	-	-	-
FEBRUARY	-	226,047	-100.00%	-	-	-	-	-	-
MARCH	-	212,902	-100.00%	-	-	-	-	-	-
APRIL	-	203,866	-100.00%	-	-	-	-	-	-
MAY	-	214,868	-100.00%	-	-	-	-	-	-
JUNE	-	229,055	-100.00%	-	-	-	-	-	-
TOTALS	\$ 1,409,308	\$ 2,688,637	-47.58%	113	203,748	3,491,486	-	7,190	3,702,424

NOTE:

- a - Lease effective April 1, 2017 and terminated December 31, 2020.
- b - ACI Jet's Transient Parking licenses (East and West) terminated December 31, 2020.
- c - ACI Jet's Airline Related Services license terminated December 31, 2020. Greater of monthly minimum of \$125 or 10% of monthly ramp services gross receipts.
- d - Effective April 2020, monthly rent increased from \$180,567 to \$185,911.
- e - Effective April 2020, monthly rent increased from \$3,123 to \$3,215.
- f - Fees based on \$0.06 per gallon of fuel delivered to the Airport and lubricant fees of \$0.10 per gallon.

AVIATION CONSULTANTS, INC.
dba ACI JET (NEW LEASE)
FBO LEASE

LEASE EXPIRES 12/31/2055

	FBO GROUND RENT (b)	BUILDING RENT (c)	FUEL FLOWAGE FEES (d)	PERCENTAGE RENT GROSS	PERCENTAGE RENT 5% FEES (e)	PERCENTAGE RENT GROSS	PERCENTAGE RENT 0.25% FEES (f)	ADVERTISING RECEIPTS GROSS	ADVERTISING RECEIPTS FEES
JULY	\$ -	\$ -	\$ -	\$ -	\$ -	\$ -	\$ -	\$ -	\$ -
AUGUST	-	-	-	-	-	-	-	-	-
SEPTEMBER	-	-	-	-	-	-	-	-	-
OCTOBER	-	-	-	-	-	-	-	-	-
NOVEMBER	-	-	-	-	-	-	-	-	-
DECEMBER	-	-	-	-	-	-	-	-	-
JANUARY	200,609	205,194	39,429	569,386	28,469	40,324	101	-	-
FEBRUARY	200,609	205,194	41,587	656,895	32,845	33,087	83	-	-
MARCH	200,609	205,194	51,485	755,195	37,760	173,768	434	-	-
APRIL	200,609	205,194	47,696	849,313	42,466	72,610	182	-	-
MAY	200,609	205,194	54,740	983,782	49,189	88,280	221	-	-
JUNE	200,609	205,194	57,233	970,628	48,531	136,246	341	-	-
TOTALS	\$ 1,203,654	\$ 1,231,164	\$ 292,170	\$ 4,785,199	\$ 239,260	\$ 544,315	\$ 1,362	\$ -	\$ -

	RENTAL CAR GROSS	RENTAL CAR FEES (10%)	AIRCRAFT OVERFLOW PARKING FEES (g)	AIRCRAFT TIEDOWN FEES (h)	GA RAMP LC-01 FEES (i)	GA RAMP LC-03 FEES (j)	LATE / PENALTY FEES	20-21 MONTHLY REVENUE	19-20 MONTHLY REVENUE	% CHANGE
JULY	\$ -	\$ -	\$ -	\$ -	\$ -	\$ -	\$ -	\$ -	\$ -	N/A
AUGUST	-	-	-	-	-	-	-	-	-	N/A
SEPTEMBER	-	-	-	-	-	-	-	-	-	N/A
OCTOBER	-	-	-	-	-	-	-	-	-	N/A
NOVEMBER	-	-	-	-	-	-	-	-	-	N/A
DECEMBER	-	-	-	-	-	-	-	-	-	N/A
JANUARY	30,971	3,097	13,301	2,100	9,374	7,730	-	509,404	-	N/A
FEBRUARY	21,969	2,197	13,301	2,100	9,374	7,730	-	515,020	-	N/A
MARCH	42,072	4,207	13,301	2,100	9,374	7,730	-	532,194	-	N/A
APRIL	56,369	5,637	13,301	2,100	9,374	7,730	-	534,289	-	N/A
MAY	60,336	6,034	13,301	2,100	9,374	7,730	-	548,492	-	N/A
JUNE	69,490	6,949	13,301	2,100	9,374	7,730	1,000	552,362	-	N/A
TOTALS	\$ 281,207	\$ 28,121	\$ 79,806	\$ 12,600	\$ 56,244	46,380	\$ 1,000	\$ 3,191,761	\$ -	N/A

	LUBRICANT DELIVERED - GALLONS	FUEL DELIVERED - GALLONS				TOTAL
		100LL	JET-A	DIESEL	MOGAS	
JULY	-	-	-	-	-	-
AUGUST	-	-	-	-	-	-
SEPTEMBER	-	-	-	-	-	-
OCTOBER	-	-	-	-	-	-
NOVEMBER	-	-	-	-	-	-
DECEMBER	-	-	-	-	-	-
JANUARY	29	26,079	628,625	-	2,400	657,104
FEBRUARY	36	22,591	668,183	-	2,290	693,064
MARCH	12	33,286	824,779	-	-	858,065
APRIL	23	24,301	770,596	-	-	794,897
MAY	-	31,103	881,232	-	-	912,335
JUNE	21	27,846	925,997	-	-	953,843
TOTALS	121	165,206	4,699,412	-	4,690	4,869,308

- NOTE:
- a - Lease and licenses effective January 1, 2021.
 - b - Effective January 2021, monthly rent is \$200,609.
 - c - Effective January 2021, monthly rent is \$205,194.
 - d - Fees based on \$0.06 per gallon of fuel delivered to the Airport and lubricant fees of \$0.10 per gallon.
 - e - Rent is based on 5% of gross receipts from all business activities that generate income or revenue for the Lessee on or from the Leased Premises, with the following exclusions: revenue from tie-downs, sunshades, and T-hangers; Rent-a-Car Fees; Advertising Receipts; Fuel Sales; Fuel Flowage Fees and Lubricant Fees; pass-through costs, and certain sales and excise taxes.
 - f - Rent is based on 0.25% rent of gross receipts from aircraft charter operations, sale of aircraft, sale of aircraft parts, and third-party aircraft maintenance services.
 - g - Effective January 2021, monthly rent is \$13,301.
 - h - Effective January 2021, monthly rent is \$2,100.
 - i - Effective January 2021, monthly rent is \$9,374.
 - j - Effective January 2021, monthly rent is \$7,730.

CLAY LACY AVIATION, INC.

FBO LEASE

LEASE EXPIRES 12/31/2055

	FBO GROUND RENT (b)	BUILDING RENT (c)	FUEL FLOWAGE FEES (d)	PERCENTAGE RENT GROSS	PERCENTAGE RENT 5% FEES (e)	PERCENTAGE RENT GROSS	PERCENTAGE RENT 0.25% FEES (f)
JULY	\$ -	\$ -	\$ -	\$ -	\$ -	\$ -	\$ -
AUGUST	-	-	-	-	-	-	-
SEPTEMBER	-	-	-	-	-	-	-
OCTOBER	-	-	-	-	-	-	-
NOVEMBER	-	-	-	-	-	-	-
DECEMBER	-	-	-	-	-	-	-
JANUARY	94,741	72,866	3,492	141,056	7,053	82,123	205
FEBRUARY	94,741	72,866	5,709	148,484	7,424	107,642	269
MARCH	94,741	72,866	7,679	214,079	10,704	76,382	191
APRIL	94,741	72,866	8,670	230,876	11,544	7,127	18
MAY	94,741	72,866	10,279	244,931	12,247	64,740	162
JUNE	94,741	72,866	12,893	237,640	11,882	52,784	132
TOTALS	\$ 568,446	\$ 437,196	\$ 48,722	\$ 1,217,066	\$ 60,854	\$ 390,798	\$ 977

	ADVERTISING RECEIPTS GROSS	ADVERTISING RECEIPTS FEES	RENTAL CAR GROSS	RENTAL CAR FEES (10%)	LATE / PENALTY FEES	20-21 MONTHLY REVENUE	19-20 MONTHLY REVENUE	% CHANGE
JULY	\$ -	\$ -	\$ -	\$ -	\$ -	\$ -	\$ -	N/A
AUGUST	-	-	-	-	-	-	-	N/A
SEPTEMBER	-	-	-	-	-	-	-	N/A
OCTOBER	-	-	-	-	-	-	-	N/A
NOVEMBER	-	-	-	-	-	-	-	N/A
DECEMBER	-	-	-	-	-	-	-	N/A
JANUARY	-	-	530	53	-	178,410	-	N/A
FEBRUARY	-	-	2,097	210	2,614	183,833	-	N/A
MARCH	-	-	10,159	1,016	-	187,197	-	N/A
APRIL	-	-	8,168	817	479	189,135	-	N/A
MAY	-	-	11,056	1,106	1,000	192,401	-	N/A
JUNE	-	-	14,931	1,493	-	194,007	-	N/A
TOTALS	\$ -	\$ -	\$ 46,941	\$ 4,695	\$ 4,093	\$ 1,124,983	\$ -	N/A

	LUBRICANT DELIVERED - GALLONS	FUEL DELIVERED - GALLONS				TOTAL
		100LL	JET-A	DIESEL	MOGAS	
JULY	-	-	-	-	-	-
AUGUST	-	-	-	-	-	-
SEPTEMBER	-	-	-	-	-	-
OCTOBER	-	-	-	-	-	-
NOVEMBER	-	-	-	-	-	-
DECEMBER	-	-	-	-	-	-
JANUARY	-	8,045	50,149	-	-	58,194
FEBRUARY	-	8,080	87,077	-	-	95,157
MARCH	-	8,049	119,941	-	-	127,990
APRIL	-	8,131	136,376	-	-	144,507
MAY	-	-	163,415	-	7,902	171,317
JUNE	-	-	206,983	-	7,901	214,884
TOTALS	-	32,305	763,941	-	15,803	812,049

NOTE:

a - Lease effective January 1, 2021.

b - Effective January 2021, monthly rent is \$94,741.

c - Effective January 2021, monthly rent is \$72,866.

d - Fees based on \$0.06 per gallon of fuel delivered to the Airport and lubricant fees of \$0.10 per gallon.

e - Rent is based on 5% of gross receipts from all business activities that generate income or revenue for the Lessee on or from the Leased Premises, with the following exclusions: revenue from tie-downs, sunshades, and T-hangers; Rent-a-Car Fees; Advertising Receipts; Fuel Sales; Fuel Flowage Fees and Lubricant Fees; pass-through costs, and certain sales and excise taxes.

f - Rent is based on 0.25% rent of gross receipts from aircraft charter operations, sale of aircraft, sale of aircraft parts, and third-party aircraft maintenance services.

**JAY'S AIRCRAFT MAINTENANCE
FBO LEASE (OLD LEASE)
LEASE TERMINATED 12/31/2020**

	FBO GROUND RENT (b)	LATE / PENALTY FEES	20-21 MONTHLY REVENUE	19-20 MONTHLY REVENUE	% CHANGE
JULY	\$ 5,975	\$ -	\$ 5,975	\$ 5,797	3.07%
AUGUST	5,975	-	5,975	5,797	3.07%
SEPTEMBER	5,975	-	5,975	5,797	3.07%
OCTOBER	5,975	-	5,975	5,797	3.07%
NOVEMBER	5,975	-	5,975	5,797	3.07%
DECEMBER	5,975	-	5,975	5,797	3.07%
JANUARY	-	-	-	5,797	-100.00%
FEBRUARY	-	-	-	5,797	-100.00%
MARCH	-	-	-	5,797	-100.00%
APRIL	-	-	-	5,797	-100.00%
MAY	-	-	-	5,927	-100.00%
JUNE	-	-	-	5,975	-100.00%
TOTALS	\$ 35,850	\$ -	\$ 35,850	\$ 69,872	-48.69%

NOTE:

a - Lease expired December 31, 2018 and terminated December 31, 2020.

b - Effective May 9, 2020, monthly rent increased from \$5,797 to \$5,975.

JAY'S AIR CENTER, LLC
FBO LEASE (NEW LEASE)
 LEASE EXPIRES 12/31/2050

	FBO GROUND RENT (b)	BUILDING RENT (c)	FUEL FLOWAGE FEES	PERCENTAGE RENT GROSS	PERCENTAGE RENT 5% FEES (d)	PERCENTAGE RENT GROSS	PERCENTAGE RENT 0.25% FEES (e)
JULY	\$ -	\$ -	\$ -	\$ -	\$ -	\$ -	\$ -
AUGUST	-	-	-	-	-	-	-
SEPTEMBER	-	-	-	-	-	-	-
OCTOBER	-	-	-	-	-	-	-
NOVEMBER	-	-	-	-	-	-	-
DECEMBER	-	-	-	-	-	-	-
JANUARY	36,339	2,845	-	48,685	2,434	13,754	34
FEBRUARY	36,339	2,845	-	51,350	2,568	43,738	109
MARCH	36,339	2,845	-	72,865	3,643	28,636	72
APRIL	36,339	2,845	-	67,587	3,379	41,507	104
MAY	36,339	2,845	-	12,200	610	-	-
JUNE	36,339	2,845	-	12,200	610	-	-
TOTALS	\$ 218,034	\$ 17,070	\$ -	\$ 264,887	\$ 13,244	\$ 127,635	\$ 319

	ADVERTISING RECEIPTS GROSS	ADVERTISING RECEIPTS FEES	RENTAL CAR GROSS	RENTAL CAR FEES	LATE / PENALTY FEES	20-21 MONTHLY REVENUE	19-20 MONTHLY REVENUE	% CHANGE
JULY	\$ -	\$ -	\$ -	\$ -	\$ -	\$ -	\$ -	N/A
AUGUST	-	-	-	-	-	-	-	N/A
SEPTEMBER	-	-	-	-	-	-	-	N/A
OCTOBER	-	-	-	-	-	-	-	N/A
NOVEMBER	-	-	-	-	-	-	-	N/A
DECEMBER	-	-	-	-	-	-	-	N/A
JANUARY	-	-	-	-	-	41,652	-	N/A
FEBRUARY	-	-	-	-	-	41,861	-	N/A
MARCH	-	-	-	-	-	42,899	-	N/A
APRIL	-	-	-	-	-	42,667	-	N/A
MAY	-	-	-	-	-	39,794	-	N/A
JUNE	-	-	-	-	109	39,903	-	N/A
TOTALS	\$ -	\$ -	\$ -	\$ -	\$ 109	\$ 248,776	\$ -	N/A

LUBRICANT DELIVERED - GALLONS	FUEL DELIVERED - GALLONS				
	100LL	JET-A	DIESEL	MOGAS	TOTAL
JULY	-	-	-	-	-
AUGUST	-	-	-	-	-
SEPTEMBER	-	-	-	-	-
OCTOBER	-	-	-	-	-
NOVEMBER	-	-	-	-	-
DECEMBER	-	-	-	-	-
JANUARY	-	-	-	-	-
FEBRUARY	-	-	-	-	-
MARCH	-	-	-	-	-
APRIL	-	-	-	-	-
MAY	-	-	-	-	-
JUNE	-	-	-	-	-
TOTALS	-	-	-	-	-

NOTE:

- a - Lease effective January 1, 2021.
- b - Effective January 2021, monthly rent is \$36,339.
- c - Effective January 2021, monthly rent is \$2,845.
- d - Rent is based on 5% of gross receipts from all business activities that generate income or revenue for the Lessee on or from the Leased Premises, with the following exclusions: revenue from tie-downs, sunshades, and T-hangars; Rent-a-Car Fees; Advertising Receipts; Fuel Sales; Fuel Flowage Fees and Lubricant Fees; pass-through costs, and certain sales and excise taxes.
- e - Rent is based on 0.25% rent of gross receipts from aircraft charter operations, sale of aircraft, sale of aircraft parts, and third-party aircraft maintenance services.

PM 1121-223-20
 PM 1121-223-24 (c)

MARTIN AVIATION, LP
FBO LEASE
 LEASE EXPIRES 08/31/2026

	FBO GROUND RENT (a)	EQUIPMENT STORAGE RENT (b)	LATE / PENALTY FEES	20-21 MONTHLY REVENUE	19-20 MONTHLY REVENUE	% CHANGE
JULY	\$ 37,491	\$ 65	\$ -	\$ 37,556	\$ 36,416	3.13%
AUGUST	37,491	65	-	37,556	36,416	3.13%
SEPTEMBER	37,814	65	-	37,879	37,556	0.86%
OCTOBER	37,814	65	-	37,879	37,556	0.86%
NOVEMBER	37,814	65	-	37,879	37,556	0.86%
DECEMBER	37,814	65	-	37,879	37,556	0.86%
JANUARY	37,814	-	-	37,814	37,556	0.69%
FEBRUARY	37,814	-	-	37,814	37,556	0.69%
MARCH	37,814	-	-	37,814	37,556	0.69%
APRIL	37,814	-	-	37,814	37,556	0.69%
MAY	37,814	-	-	37,814	37,556	0.69%
JUNE	37,814	-	-	37,814	37,556	0.69%
TOTALS	\$ 453,122	\$ 390	\$ -	\$ 453,512	\$ 448,392	1.14%

NOTE:

- a - Effective September 2020, monthly rent increased from \$37,491 to \$37,814.
- b - Effective September 2020, monthly rent is \$65.
- c - License terminated December 31, 2020.

PM 1121-223-25, 25.1, 25.2 (a)
 PM 1121-281-28 (b)
 PM 1121-360-152 (c)
 PM 1121-281-30 (d)
 PM 1121-223-29 (e)

NEWPORT FBO TWO, LLC
dba ATLANTIC AVIATION
FBO LEASE
 LEASE TERMINATED 12/31/2020

	FBO GROUND RENT (f)	FUEL STORAGE RENT (g)	FUEL FLOWAGE FEES (h)	TRANSIENT PARKING FEES	RENTAL CAR GROSS	RENTAL CAR FEES (10%)	AIRLINE SERVICES GROSS	AIRLINE SERVICES FEES	AIRCRAFT TIEDOWN FEES	VEHICLE PARKING FEES	LATE / PENALTY FEES
JULY	\$ 132,765	\$ 3,390	\$ 20,340	\$ 14,183	\$ 33,375	\$ 3,338	\$ -	\$ 125	\$ 4,340	\$ 6,782	\$ -
AUGUST	132,765	3,390	23,192	11,493	36,425	3,643	-	125	4,340	6,782	-
SEPTEMBER	132,765	3,390	18,124	9,465	29,873	2,987	-	125	4,340	6,782	-
OCTOBER	132,765	3,390	22,772	8,535	16,516	1,652	-	125	4,340	6,782	-
NOVEMBER	132,765	3,390	20,347	7,425	19,818	1,982	-	125	4,340	6,782	-
DECEMBER	132,765	3,390	16,927	7,950	14,053	1,405	-	125	4,340	6,782	-
JANUARY	-	-	-	-	997	100	-	-	-	-	-
FEBRUARY	-	-	-	-	-	-	-	-	-	-	102
MARCH	-	-	-	-	-	-	-	-	-	-	-
APRIL	-	-	-	-	-	-	-	-	-	-	-
MAY	-	-	-	-	-	-	-	-	-	-	-
JUNE	-	-	-	-	-	-	-	-	-	-	-
TOTALS	\$ 796,590	\$ 20,340	\$ 121,702	\$ 59,051	\$ 151,057	\$ 15,107	\$ -	\$ 750	\$ 26,040	\$ 40,692	\$ 102

	20-21		LUBRICANT DELIVERED % CHANGE	FUEL DELIVERED - GALLONS					
	MONTHLY REVENUE	MONTHLY REVENUE		100LL	JET-A	DIESEL	MOGAS	TOTAL	
JULY	\$ 185,263	\$ 184,408	0.46%	50	7,865	323,723	4,461	2,872	338,921
AUGUST	185,730	181,261	2.47%	50	7,843	378,607	-	-	386,450
SEPTEMBER	177,978	179,025	-0.58%	50	-	301,986	-	-	301,986
OCTOBER	180,361	180,116	0.14%	50	8,026	371,417	-	-	379,443
NOVEMBER	177,156	171,899	3.06%	50	-	339,034	-	-	339,034
DECEMBER	173,684	175,993	-1.31%	50	4,389	277,652	-	-	282,041
JANUARY	100	173,902	-99.94%	-	-	-	-	-	-
FEBRUARY	102	172,261	-99.94%	-	-	-	-	-	-
MARCH	-	170,751	-100.00%	-	-	-	-	-	-
APRIL	-	162,751	-100.00%	-	-	-	-	-	-
MAY	-	173,196	-100.00%	-	-	-	-	-	-
JUNE	-	178,546	-100.00%	-	-	-	-	-	-
TOTALS	\$ 1,080,374	\$ 2,104,109	-48.65%	300	28,123	1,992,419	4,461	2,872	2,027,875

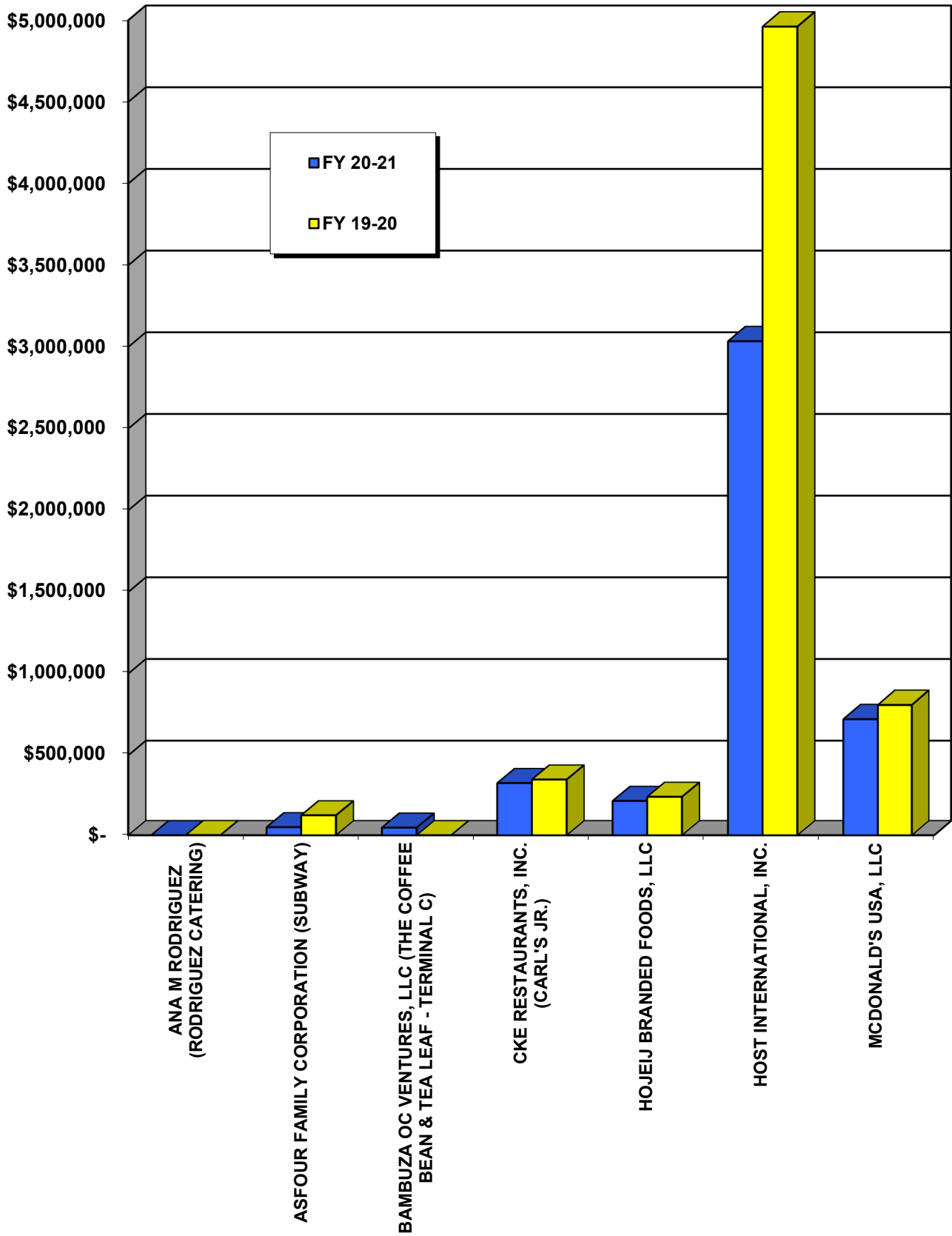
NOTE:

- a - Lease effective March 1, 2017 and terminated December 31, 2020.
- b - Atlantic Aviation's Transient Parking license terminated December 31, 2020.
- c - Atlantic Aviation's Airline Related Services license terminated December 31, 2020. Greater of monthly minimum of \$125 or 10% of monthly ramp services gross receipts.
- d - Atlantic Aviation's Tie-down license effective August 1, 2018 and terminated December 31, 2020. The monthly fee is \$4,340.
- e - Atlantic Aviation's Vehicle license effective August 23, 2018 and terminated December 31, 2020. The monthly fee is \$6,782.
- f - Effective March 2020, monthly rent increased from \$128,609 to \$132,765.
- g - Effective March 2020, monthly rent increased from \$3,284 to \$3,390.
- h - Fees based on \$0.06 per gallon of fuel delivered to the Airport and lubricant fees of \$0.10 per gallon.

FOOD AND BEVERAGE



FOOD AND BEVERAGE SUMMARY



FOOD AND BEVERAGE SUMMARY FOR FY 2020-2021

LESSEE/LICENSEE	LATE / PENALTY		20-21	19-20	% CHANGE
	REVENUE	FEES	TOTAL REVENUE	TOTAL REVENUE	
ANA M RODRIGUEZ (RODRIGUEZ CATERING)	\$ -	\$ -	\$ -	\$ 946	-100.00%
ASFOUR FAMILY CORPORATION (SUBWAY)	49,927	315	50,242	124,748	-59.73%
BAMBUZA OC VENTURES, LLC (THE COFFEE BEAN & TEA LEAF - TERMINAL C)	47,742	-	47,742	-	N/A
CKE RESTAURANTS, INC. (CARL'S JR.)	326,613	371	326,984	348,750	-6.24%
HOJEIJ BRANDED FOODS, LLC	209,461	5,513	214,974	240,844	-10.74%
HOST INTERNATIONAL, INC.	2,999,152	35,422	3,034,574	4,960,962	-38.83%
MCDONALD'S USA, LLC	717,794	3,237	721,031	808,302	-10.80%
TOTALS	\$ 4,350,689	\$ 44,858	\$ 4,395,547	\$ 6,484,552	-32.22%

ANA M RODRIGUEZ
dba RODRIGUEZ CATERING
CONTRACT AGREEMENT - FOOD CATERING TRUCK SERVICES
 CONTRACT TERMINATED 02/21/2020

	MONTHLY GROSS RECEIPTS	MINIMUM RENT OR % GROSS (b)	LATE / PENALTY FEES	20-21 MONTHLY REVENUE	19-20 MONTHLY REVENUE	% CHANGE
JULY	\$ -	\$ -	\$ -	\$ -	\$ 130	-100.00%
AUGUST	-	-	-	-	130	-100.00%
SEPTEMBER	-	-	-	-	130	-100.00%
OCTOBER	-	-	-	-	130	-100.00%
NOVEMBER	-	-	-	-	130	-100.00%
DECEMBER	-	-	-	-	130	-100.00%
JANUARY	-	-	-	-	130	-100.00%
FEBRUARY	-	-	-	-	36	-100.00%
MARCH	-	-	-	-	-	N/A
APRIL	-	-	-	-	-	N/A
MAY	-	-	-	-	-	N/A
JUNE	-	-	-	-	-	N/A
TOTALS	\$ -	\$ -	\$ -	\$ -	\$ 946	-100.00%

NOTE:

a - Lease effective February 24, 2017 and terminated February 21, 2020.

b - Greater of monthly minimum of \$130 or 3.5% of food catering gross receipts.

ASFOUR FAMILY CORPORATION
dba SUBWAY
LEASE AGREEMENT - SPECIALTY CONCESSION
MONTH TO MONTH

	MONTHLY GROSS RECEIPTS	MONTHLY REVENUE 16.5% GROSS (b),(c),(d)	LATE / PENALTY FEES	20-21 MONTHLY REVENUE	19-20 MONTHLY REVENUE	% CHANGE
JULY	\$ 24,687	\$ 4,073	\$ -	\$ 4,073	\$ 15,736	-74.12%
AUGUST	28,660	4,729	-	4,729	15,736	-69.95%
SEPTEMBER	27,116	4,474	-	4,474	15,736	-71.57%
OCTOBER	28,271	4,665	171	4,836	15,736	-69.27%
NOVEMBER	21,609	3,565	-	3,565	15,736	-77.34%
DECEMBER	17,702	2,921	-	2,921	13,471	-78.32%
JANUARY	14,524	2,396	-	2,396	10,662	-77.53%
FEBRUARY	16,968	2,800	144	2,944	10,839	-72.84%
MARCH	31,598	5,214	-	5,214	5,186	0.54%
APRIL	42,928	7,083	-	7,083	781	806.91%
MAY	48,530	8,007	-	8,007	1,725	364.17%
JUNE	64,865	-	-	-	3,404	-100.00%
TOTALS	\$ 367,458	\$ 49,927	\$ 315	\$ 50,242	\$ 124,748	-59.73%

NOTE:

a - Lease effective November 18, 2011 and expired November 17, 2019.

b - Greater of minimum annual guarantee of \$188,832 or 16.5% of gross receipts through November 2019.

c - Effective December 2019, monthly rent is 16.5% of gross receipts.

d - Due to the COVID-19 pandemic, beginning June 1, 2021 to September 30, 2021, monthly rent is abated.

BAMBUZA OC VENTURES, LLC
dba THE COFFEE BEAN & TEA LEAF (TERMINAL C)
LEASE AGREEMENT (INTERIM) - SPECIALTY CONCESSION
 LEASE EXPIRES 04/12/2022

	MONTHLY GROSS RECEIPTS	MONTHLY REVENUE % GROSS (b)	LATE / PENALTY FEES	20-21 MONTHLY REVENUE	19-20 MONTHLY REVENUE	% CHANGE
JULY	\$ -	\$ -	\$ -	\$ -	\$ -	N/A
AUGUST	-	-	-	-	-	N/A
SEPTEMBER	-	-	-	-	-	N/A
OCTOBER	-	-	-	-	-	N/A
NOVEMBER	-	-	-	-	-	N/A
DECEMBER	-	-	-	-	-	N/A
JANUARY	-	-	-	-	-	N/A
FEBRUARY	-	-	-	-	-	N/A
MARCH	-	-	-	-	-	N/A
APRIL	66,265	9,277	-	9,277	-	N/A
MAY	124,541	17,436	-	17,436	-	N/A
JUNE	150,210	21,029	-	21,029	-	N/A
TOTALS	\$ 341,016	\$ 47,742	\$ -	\$ 47,742	\$ -	N/A

NOTE:

a - Lease effective April 13, 2021.

b - Effective April 13, 2021, monthly rent is 14% of gross receipts up to \$1.0 million, 16% of gross receipts between \$1.0 to \$2.0 million and 18% of gross receipts above \$2.0 million.

CKE RESTAURANTS, INC.
dba CARL'S JR.
LEASE AGREEMENT - FAST FOOD
LEASE EXPIRES 09/30/2022

	MONTHLY GROSS RECEIPTS	MINIMUM RENT OR % GROSS (b),(c),(d),(e)	LATE / PENALTY FEES	20-21 MONTHLY REVENUE	19-20 MONTHLY REVENUE	% CHANGE
JULY	\$ 67,987	\$ 29,563	\$ -	\$ 29,563	\$ 28,705	2.99%
AUGUST	73,664	29,563	371	29,934	28,705	4.28%
SEPTEMBER	71,257	29,563	-	29,563	28,705	2.99%
OCTOBER	74,701	29,563	-	29,563	28,705	2.99%
NOVEMBER	78,884	29,563	-	29,563	28,705	2.99%
DECEMBER	66,145	29,563	-	29,563	28,705	2.99%
JANUARY	69,289	29,563	-	29,563	28,705	2.99%
FEBRUARY	89,822	29,918	-	29,918	29,563	1.20%
MARCH	143,556	29,918	-	29,918	29,563	1.20%
APRIL	161,560	29,918	-	29,918	29,563	1.20%
MAY	169,106	29,918	-	29,918	29,563	1.20%
JUNE	235,972	-	-	-	29,563	-100.00%
TOTALS	\$ 1,301,943	\$ 326,613	\$ 371	\$ 326,984	\$ 348,750	-6.24%

NOTE:

- a - Lease effective January 6, 2012.
- b - Effective February 2020, greater of minimum annual guarantee of \$354,750 or 16% of gross receipts up to \$2.5 million and 16.5% of gross receipts above \$2.5 million.
- c - Effective February 2021, greater of minimum annual guarantee of \$359,010 or 16% of gross receipts up to \$2.5 million and 16.5% of gross receipts above \$2.5 million.
- d - Due to the COVID-19 pandemic, beginning March 1, 2020 to September 30, 2020, minimum monthly fee is deferred. Lessee is required to continue payment of percentage rent during the deferral period. All deferred rent shall be paid by June 30, 2021.
- e - Due to the COVID-19 pandemic, beginning June 1, 2021 to September 30, 2021, Minimum Annual Guarantee (MAG) rent is abated. Any annual percentage rent due over the MAG amount shall be reconciled at the end of Lessee's accounting year.

HOJEIJ BRANDED FOODS, LLC
LEASE AGREEMENT - SPECIALTY CONCESSION

LEASE EXPIRES 09/30/2022

	MONTHLY GROSS RECEIPTS	MINIMUM RENT OR % GROSS (c),(d),(e),(f)	LATE / PENALTY FEES	20-21 MONTHLY REVENUE	19-20 MONTHLY REVENUE	% CHANGE
JULY	\$ 56,815	\$ 19,672	\$ -	\$ 19,672	\$ 24,452	-19.55%
AUGUST	66,472	19,672	-	19,672	19,672	0.00%
SEPTEMBER	80,704	19,672	-	19,672	19,672	0.00%
OCTOBER	93,468	19,672	-	19,672	19,672	0.00%
NOVEMBER	76,416	19,672	-	19,672	19,672	0.00%
DECEMBER	63,501	19,672	-	19,672	19,672	0.00%
JANUARY	50,492	19,672	-	19,672	19,672	0.00%
FEBRUARY	60,819	19,672	-	19,672	19,672	0.00%
MARCH	105,479	19,672	-	19,672	19,672	0.00%
APRIL	139,747	16,770	4,252	21,022	19,672	6.86%
MAY	130,356	15,643	1,261	16,904	19,672	-14.07%
JUNE	153,922	-	-	-	19,672	-100.00%
TOTALS	\$ 1,078,191	\$ 209,461	\$ 5,513	\$ 214,974	\$ 240,844	-10.74%

NOTE:

- a - Lease effective July 20, 2011 and expired July 19, 2019.
- b - Effective August 22, 2017, Consent to Assignment, from Taste, Inc. to Hojeij Branded Foods, LLC, was approved.
- c - Effective August 2019, greater of minimum annual guarantee of \$236,068 or 12% of gross receipts up to \$1.0 million, 14% of gross receipts on \$1.0 to \$1.5 million and 16% of gross receipts at or above \$1.5 million.
- d - Effective April 2021, monthly rent is 12% of gross receipts up to \$1.0 million, 14% of gross receipts between \$1.0 to \$2.0 million and 16% of gross receipts above \$2.0 million.
- e - Due to the COVID-19 pandemic, beginning March 1, 2020 to September 30, 2020, minimum monthly fee is deferred. Lessee is required to continue payment of percentage rent during the deferral period. The deferred minimum annual guarantee balance shall be repaid in full by September 30, 2022.
- f - Due to the COVID-19 pandemic, beginning June 1, 2021 to September 30, 2021, monthly rent is abated.

HOST INTERNATIONAL, INC.
LEASE AGREEMENT - PRIMARY FOOD & BEVERAGE
 LEASE EXPIRES 09/30/2022

	FOOD & NON ALCOHOLIC BEVERAGE GROSS RECEIPTS	ALCOHOLIC BEVERAGE GROSS RECEIPTS	CONCESSION RELATED MERCHANDISE GROSS RECEIPTS	TOTAL MONTHLY GROSS RECEIPTS (g)	MINIMUM RENT OR % GROSS (a),(b),(e),(f)	STARBUCKS TERMINAL B GROSS RECEIPTS	MONTHLY REVENUE 14% GROSS (c)
JULY	\$ 213,995	\$ 129,958	\$ 6,860	\$ 350,813	\$ 401,896	\$ -	\$ -
AUGUST	232,727	143,187	7,304	383,218	401,896	-	-
SEPTEMBER	64,439	156,047	-	220,486	216,500	97,618	13,667
OCTOBER	73,699	171,665	-	245,364	216,500	111,908	15,667
NOVEMBER	63,987	160,065	-	224,052	216,500	94,407	13,217
DECEMBER	51,469	134,707	-	186,176	216,500	80,428	11,260
JANUARY	48,650	130,247	-	178,897	216,500	92,796	12,991
FEBRUARY	67,163	177,331	-	244,494	216,500	110,634	15,489
MARCH	165,083	290,842	-	455,925	216,500	167,518	23,453
APRIL	264,728	376,802	-	641,530	216,500	181,595	25,423
MAY	376,513	466,352	-	842,865	216,500	187,380	26,233
JUNE	580,188	573,519	-	1,153,707	-	225,273	31,538
TOTALS	\$ 2,202,641	\$ 2,910,722	\$ 14,164	\$ 5,127,527	\$ 2,752,292	\$ 1,349,557	\$ 188,938

	STARBUCKS TERMINAL C GROSS RECEIPTS	MONTHLY REVENUE 14% GROSS (d)	LATE / PENALTY FEES	20-21 MONTHLY REVENUE	19-20 MONTHLY REVENUE	% CHANGE
JULY	\$ -	\$ -	\$ 11,538	\$ 413,434	\$ 417,433	-0.96%
AUGUST	-	-	1,068	402,964	435,506	-7.47%
SEPTEMBER	94,544	13,236	-	243,403	420,756	-42.15%
OCTOBER	104,922	14,689	-	246,856	450,929	-45.26%
NOVEMBER	105,988	14,838	6,672	251,227	423,066	-40.62%
DECEMBER	93,720	13,121	-	240,881	401,896	-40.06%
JANUARY	14,557	2,038	14,554	246,083	401,896	-38.77%
FEBRUARY	-	-	-	231,989	401,896	-42.28%
MARCH	-	-	325	240,278	401,896	-40.21%
APRIL	-	-	784	242,707	401,896	-39.61%
MAY	-	-	481	243,214	401,896	-39.48%
JUNE	-	-	-	31,538	401,896	-92.15%
TOTALS	\$ 413,731	\$ 57,922	\$ 35,422	\$ 3,034,574	\$ 4,960,962	-38.83%

NOTE:

- a - Effective December 2019, greater of minimum annual guarantee of \$4,822,753 or 15.5% of food/non-alcoholic beverage, 22% of alcoholic beverage and 15.5% of concession-related merchandise gross receipts.
- b - Effective September 2020, greater of minimum annual guarantee of \$2,598,000 or 15.5% of food/non-alcoholic beverage, 22% of alcoholic beverage and 15.5% of concession-related merchandise gross receipts.
- c - Effective September 2020, Starbucks terminal B commenced operations and monthly rent is 14% of gross receipts.
- d - Effective September 2020, Starbucks terminal C commenced operations through January 5, 2021 and monthly rent is 14% of gross receipts .
- e - Due to the COVID-19 pandemic, beginning March 1, 2020 to September 30, 2020, minimum monthly fee is deferred. Lessee is required to continue payment of percentage rent during the deferral period. The deferred minimum annual guarantee balance shall be repaid in full by August 15, 2022.
- f - Due to the COVID-19 pandemic, beginning June 1, 2021 to September 30, 2021, Minimum Annual Guarantee (MAG) rent is abated. Any annual percentage rent due over the MAG amount shall be reconciled at the end of Lessee's accounting year.
- g - Effective September 1, 2020, 9 locations were relinquished in exchange for a pro-rata reduction in MAG.

MCDONALD'S USA, LLC
LEASE AGREEMENT - FAST FOOD
 LEASE EXPIRES 09/30/2022

	FOOD/BEVERAGE GROSS RECEIPTS	MINIMUM RENT OR % GROSS (a),(b)	LATE / PENALTY FEES	20-21 MONTHLY REVENUE	19-20 MONTHLY REVENUE	% CHANGE
JULY	\$ 142,238	\$ 65,254	\$ -	\$ 65,254	\$ 89,549	-27.13%
AUGUST	153,027	65,254	-	65,254	65,254	0.00%
SEPTEMBER	162,418	65,254	-	65,254	65,806	-0.84%
OCTOBER	187,999	65,254	1,079	66,333	65,254	1.65%
NOVEMBER	161,560	65,254	1,079	66,333	65,254	1.65%
DECEMBER	142,347	65,254	1,079	66,333	65,254	1.65%
JANUARY	117,502	65,254	-	65,254	65,254	0.00%
FEBRUARY	122,396	65,254	-	65,254	65,254	0.00%
MARCH	213,549	65,254	-	65,254	65,254	0.00%
APRIL	282,649	65,254	-	65,254	65,661	-0.62%
MAY	309,710	65,254	-	65,254	65,254	0.00%
JUNE	386,013	-	-	-	65,254	-100.00%
TOTALS	\$ 2,381,408	\$ 717,794	\$ 3,237	\$ 721,031	\$ 808,302	-10.80%

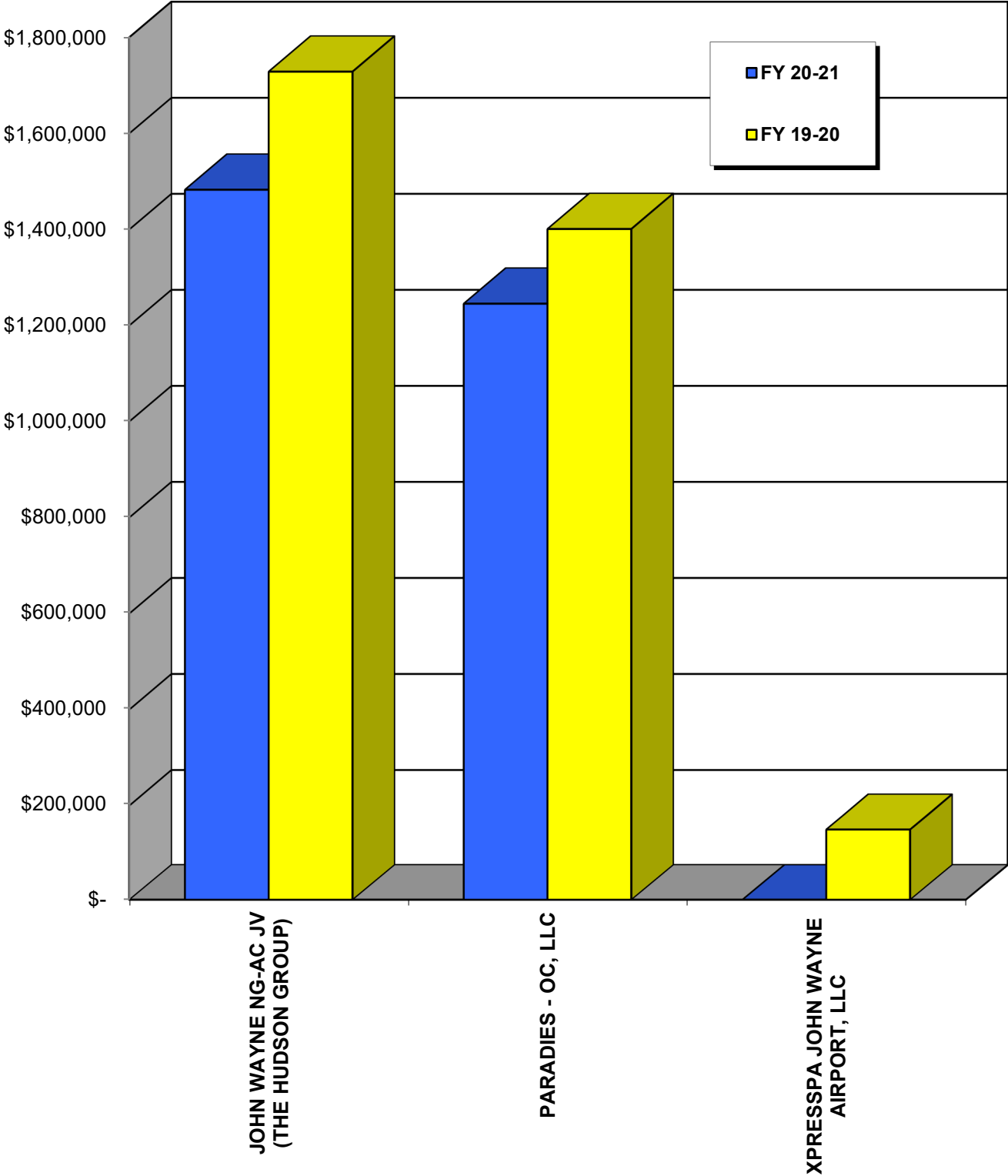
NOTE:

- a - Effective August 2019, greater of minimum annual guarantee of \$783,044 or 18% of food/non-alcoholic beverage gross receipts.
- b - Due to the COVID-19 pandemic, beginning June 1, 2021 to September 30, 2021, Minimum Annual Guarantee (MAG) rent is abated. Any annual percentage rent due over the MAG amount shall be reconciled at the end of Lessee's accounting year.

GIFTS, NEWS, SUNDRIES AND SPECIALTY



GIFTS, NEWS, SUNDRIES, & SPECIALTY SUMMARY



GIFTS, NEWS, SUNDRIES, & SPECIALTY SUMMARY FOR FY 2020-2021

LESSEE	LATE /	20-21	19-20	% CHANGE	
	PENALTY	TOTAL	TOTAL		
	REVENUE	FEES	REVENUE	REVENUE	
JOHN WAYNE NG-AC JV (THE HUDSON GROUP)	\$ 1,480,739	\$ 1,736	\$ 1,482,475	\$ 1,728,340	-14.23%
PARADIES - OC, LLC	1,217,436	27,699	1,245,135	1,400,685	-11.11%
XPRESSPA JOHN WAYNE AIRPORT, LLC	-	-	-	149,341	-100.00%
TOTALS	\$ 2,698,175	\$ 29,435	\$ 2,727,610	\$ 3,278,366	-16.80%

JOHN WAYNE NG-AC JV
(THE HUDSON GROUP)
LEASE AGREEMENT-NEWS & GIFT
& SPECIALTY RETAIL CONCESSION

LEASE EXPIRES 09/30/2022

	NEWS/SUNDRIES GROSS RECEIPTS	GIFT GROSS RECEIPTS	SPECIALTY GROSS RECEIPTS	BROOKSTONE GROSS RECEIPTS (d)	TOTAL MONTHLY GROSS RECEIPTS
JULY	\$ 230,199	\$ 44,974	\$ 25,259	\$ 8,999	\$ 309,431
AUGUST	237,384	44,243	27,484	10,620	319,731
SEPTEMBER	236,013	38,874	16,630	10,501	302,018
OCTOBER	269,003	47,820	17,323	9,117	343,263
NOVEMBER	235,227	40,013	16,411	8,353	300,004
DECEMBER	189,108	31,638	15,187	7,832	243,765
JANUARY	169,889	22,822	6,515	4,305	203,531
FEBRUARY	201,102	31,436	8,699	24	241,261
MARCH	330,734	60,071	24,341	4,893	420,039
APRIL	400,259	83,892	39,549	19,127	542,827
MAY	453,668	97,617	49,288	22,254	622,827
JUNE	587,835	115,294	53,000	25,696	781,825
TOTALS	\$ 3,540,421	\$ 658,694	\$ 299,686	\$ 131,721	\$ 4,630,522

	MINIMUM RENT OR % GROSS (a),(b),(c),(e)	LATE / PENALTY FEES	20-21 MONTHLY REVENUE	19-20 MONTHLY REVENUE	% CHANGE
JULY	\$ 134,285	\$ 638	\$ 134,923	\$ 159,182	-15.24%
AUGUST	134,285	-	134,285	170,481	-21.23%
SEPTEMBER	134,285	1,098	135,383	158,852	-14.77%
OCTOBER	134,285	-	134,285	161,026	-16.61%
NOVEMBER	134,285	-	134,285	138,065	-2.74%
DECEMBER	134,285	-	134,285	138,896	-3.32%
JANUARY	134,285	-	134,285	130,413	2.97%
FEBRUARY	135,186	-	135,186	134,285	0.67%
MARCH	135,186	-	135,186	134,285	0.67%
APRIL	135,186	-	135,186	134,285	0.67%
MAY	135,186	-	135,186	134,285	0.67%
JUNE	-	-	-	134,285	-100.00%
TOTALS	\$ 1,480,739	\$ 1,736	\$ 1,482,475	\$ 1,728,340	-14.23%

NOTE:

- a - Effective February 2020, greater of minimum annual guarantee of \$1,611,416 or percentage of gross receipts (18% of News/Sundries; 28% of Gifts and 15% of Specialty Retail and Brookstone).
- b - Effective February 2021, greater of minimum annual guarantee of \$1,622,228 or percentage of gross receipts (18% of News/Sundries; 28% of Gifts and 15% of Specialty Retail and Brookstone).
- c - Due to the COVID-19 pandemic, beginning March 1, 2020 to September 30, 2020, minimum monthly fee is deferred. Lessee is required to continue payment of percentage rent during the deferral period. All deferred rent shall be paid by June 30, 2021.
- d - Brookstone commenced operations, under this lease agreement, on June 30, 2020.
- e - Due to the COVID-19 pandemic, beginning June 1, 2021 to September 30, 2021, Minimum Annual Guarantee (MAG) rent is abated. Any annual percentage rent due over the MAG amount shall be reconciled at the end of Lessee's accounting year.

PARADIES - OC, LLC
LEASE AGREEMENT-NEWS & GIFT
& SPECIALTY RETAIL CONCESSION
 LEASE EXPIRES 09/30/2022

	NEWS/SUNDRIES GROSS RECEIPTS	GIFT GROSS RECEIPTS	SPECIALTY GROSS RECEIPTS (e)	TOTAL MONTHLY GROSS RECEIPTS	MINIMUM RENT OR % GROSS (a),(b),(c),(d),(f)
JULY	\$ 87,183	\$ 38,751	\$ -	\$ 125,934	\$ 118,110
AUGUST	87,842	40,955	-	128,797	118,110
SEPTEMBER	100,265	45,201	7,196	152,662	118,110
OCTOBER	94,018	36,517	5,752	136,287	118,110
NOVEMBER	87,190	31,588	-	118,778	118,110
DECEMBER	83,089	26,746	-	109,835	120,571
JANUARY	75,231	22,685	-	97,916	120,571
FEBRUARY	99,777	26,540	-	126,317	120,571
MARCH	164,755	44,747	-	209,502	88,391
APRIL	211,026	61,925	-	272,951	88,391
MAY	225,472	67,884	-	293,356	88,391
JUNE	296,785	78,857	-	375,642	-
TOTALS	\$ 1,612,633	\$ 522,396	\$ 12,948	\$ 2,147,977	\$ 1,217,436

	LATE / PENALTY FEES	20-21 MONTHLY REVENUE	19-20 MONTHLY REVENUE	% CHANGE
JULY	\$ -	\$ 118,110	\$ 114,783	2.90%
AUGUST	-	118,110	114,783	2.90%
SEPTEMBER	-	118,110	114,783	2.90%
OCTOBER	-	118,110	114,783	2.90%
NOVEMBER	-	118,110	114,783	2.90%
DECEMBER	530	121,101	118,110	2.53%
JANUARY	-	120,571	118,110	2.08%
FEBRUARY	-	120,571	118,110	2.08%
MARCH	416	88,807	118,110	-24.81%
APRIL	7,604	95,995	118,110	-18.72%
MAY	19,149	107,540	118,110	-8.95%
JUNE	-	-	118,110	-100.00%
TOTALS	\$ 27,699	\$ 1,245,135	\$ 1,400,685	-11.11%

NOTE:

- a - Effective December 2019, greater of minimum annual guarantee of \$1,417,321 or percentage of gross receipts (17% of News/Sundries; 26% of Gifts; and 12% of Specialty Retail).
- b - Effective December 2020, greater of minimum annual guarantee of \$1,446,849 or percentage of gross receipts (17% of News/Sundries; 26% of Gifts; and 12% of Specialty Retail).
- c - Effective March 2021, greater of minimum annual guarantee of \$1,060,689 or percentage of gross receipts (17% of News/Sundries; 26% of Gifts; and 12% of Specialty Retail).
- d - Due to the COVID-19 pandemic, beginning March 1, 2020 to September 30, 2020, minimum monthly fee is deferred. Lessee is required to continue payment of percentage rent during the deferral period. The deferred minimum annual guarantee balance shall be repaid in full by September 30, 2022.
- e - Due to the COVID-19 pandemic, specialty operations closed temporarily effective April 2020 and reopened effective September 2020.
- f - Due to the COVID-19 pandemic, beginning June 1, 2021 to September 30, 2021, Minimum Annual Guarantee (MAG) rent is abated. Any annual percentage rent due over the MAG amount shall be reconciled at the end of Lessee's accounting year.

XPRESSPA JOHN WAYNE AIRPORT, LLC
LEASE AGREEMENT- SPECIALTY
RETAIL CONCESSION
 LEASE TERMINATED 05/31/2020

	BROOKSTONE SALES GROSS RECEIPTS	XPRESSPA SERVICE SALES GROSS RECEIPTS	XPRESSPA RETAIL SALES GROSS RECEIPTS	TOTAL MONTHLY GROSS RECEIPTS	MINIMUM RENT OR % GROSS (b)
JULY	\$ -	\$ -	\$ -	\$ -	\$ -
AUGUST	-	-	-	-	-
SEPTEMBER	-	-	-	-	-
OCTOBER	-	-	-	-	-
NOVEMBER	-	-	-	-	-
DECEMBER	-	-	-	-	-
JANUARY	-	-	-	-	-
FEBRUARY	-	-	-	-	-
MARCH	-	-	-	-	-
APRIL	-	-	-	-	-
MAY	-	-	-	-	-
JUNE	-	-	-	-	-
TOTALS	\$ -	\$ -	\$ -	\$ -	\$ -

	LATE / PENALTY FEES	20-21 MONTHLY REVENUE	19-20 MONTHLY REVENUE	% CHANGE
JULY	\$ -	\$ -	\$ 13,015	-100.00%
AUGUST	-	-	13,015	-100.00%
SEPTEMBER	-	-	13,015	-100.00%
OCTOBER	-	-	13,015	-100.00%
NOVEMBER	-	-	13,015	-100.00%
DECEMBER	-	-	13,015	-100.00%
JANUARY	-	-	13,015	-100.00%
FEBRUARY	-	-	18,015	-100.00%
MARCH	-	-	13,015	-100.00%
APRIL	-	-	13,015	-100.00%
MAY	-	-	13,015	-100.00%
JUNE	-	-	1,176	-100.00%
TOTALS	\$ -	\$ -	\$ 149,341	-100.00%

NOTE:

a - Lease effective November 1, 2013 and terminated May 31, 2020.

b - Effective November 2018, greater of minimum annual guarantee of \$156,186 or percentage of gross receipts (12% of Brookstone sales, 12% of XpresSpa service sales and 15% of XpresSpa retail sales).

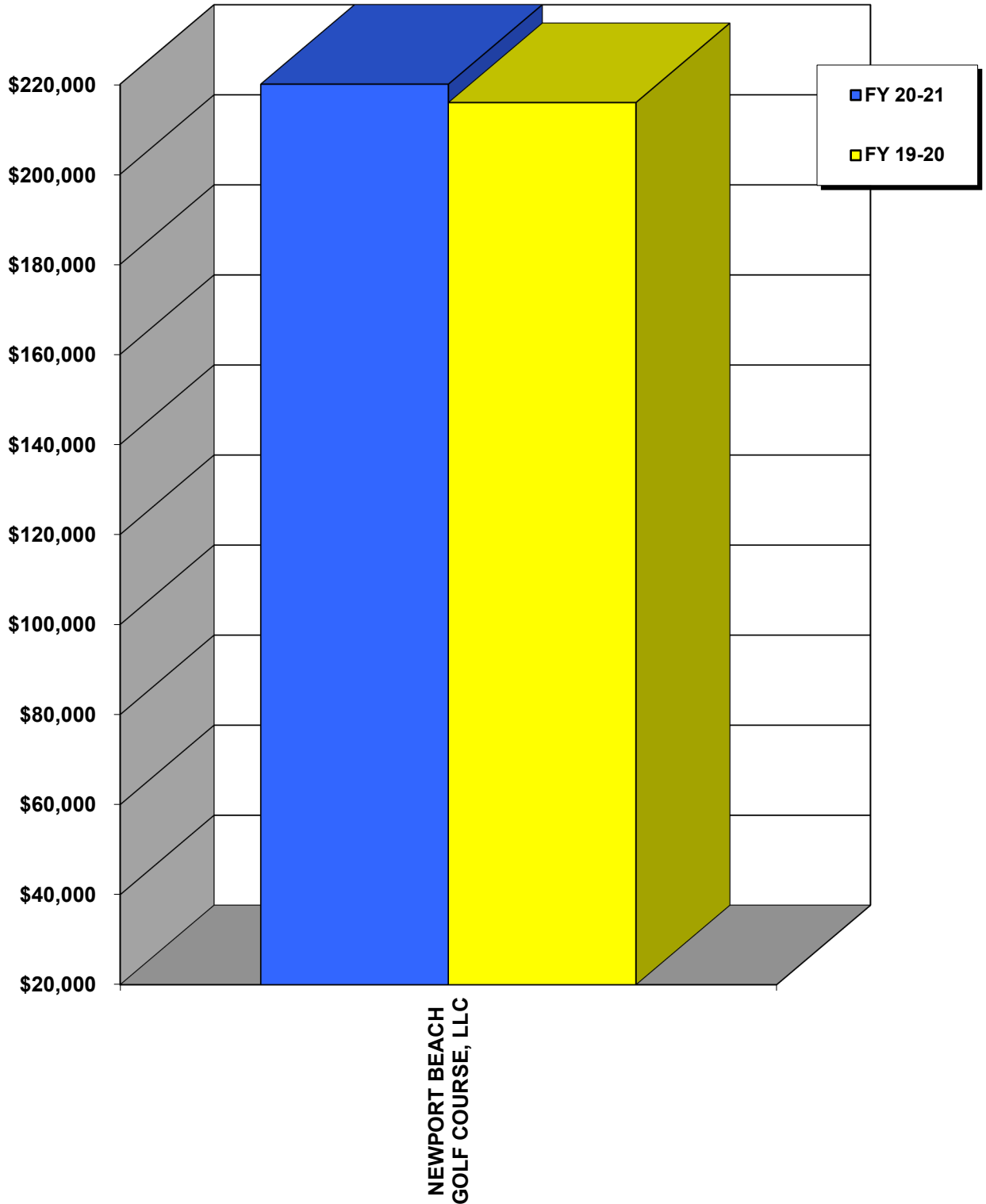
GOLF COURSE



GOLF COURSE



NEWPORT BEACH GOLF COURSE



**NEWPORT BEACH GOLF COURSE, LLC
GOLF COURSE LEASE**

MONTH TO MONTH

	RESTAURANT GR. RECEIPTS (SALES) (d)	PRO SHOP GR. RECEIPTS (SALES)	GOLF LESSONS GR. RECEIPTS (SALES)	GOLF REVENUE GR. RECEIPTS	SPECIAL EVENTS GR. RECEIPTS (SALES)	RESTAURANT GR. RECEIPTS (RENT)	PRO SHOP GR. RECEIPTS (RENT)
JULY	\$ 29,977	\$ 195,173	\$ -	\$ 220,239	\$ -	\$ -	\$ 4,500
AUGUST	25,843	209,258	-	213,520	-	-	4,500
SEPTEMBER	20,517	165,225	-	188,083	-	-	4,500
OCTOBER	20,333	147,633	-	165,451	-	-	4,500
NOVEMBER	17,905	139,028	-	164,082	-	-	4,500
DECEMBER	17,027	156,720	-	155,128	-	-	4,500
JANUARY	17,871	105,760	-	168,670	-	-	4,500
FEBRUARY	17,622	105,430	-	161,358	-	-	5,000
MARCH	18,922	147,211	-	182,705	-	-	5,000
APRIL	17,345	128,139	-	179,328	-	-	5,000
MAY	1,088	133,572	-	185,574	-	-	5,000
JUNE	-	138,907	-	201,937	-	-	5,000
TOTALS	\$ 204,450	\$ 1,772,056	\$ -	\$ 2,186,075	\$ -	\$ -	\$ 56,500

	TOTAL MONTHLY GROSS RECEIPTS	RESTAURANT (SALES) (3.5% GROSS)	PRO SHOP (SALES) (2.5% GROSS)	GOLF LESSONS (SALES) (7.5% GROSS)	GOLF REVENUE (10% GROSS)	SPECIAL EVENTS (7.5% GROSS)	RESTAURANT (RENT) (3.5% GROSS)	PRO SHOP (RENT) (2.5% GROSS)
JULY	\$ 449,889	\$ 1,049	\$ 4,879	\$ -	\$ 22,024	\$ -	\$ -	\$ 113
AUGUST	453,121	905	5,231	-	21,352	-	-	113
SEPTEMBER	378,325	718	4,131	-	18,808	-	-	113
OCTOBER	337,917	712	3,691	-	16,545	-	-	113
NOVEMBER	325,515	627	3,476	-	16,408	-	-	113
DECEMBER	333,375	596	3,918	-	15,513	-	-	113
JANUARY	296,801	625	2,644	-	16,867	-	-	113
FEBRUARY	289,410	617	2,636	-	16,136	-	-	125
MARCH	353,838	662	3,680	-	18,271	-	-	125
APRIL	329,812	607	3,203	-	17,933	-	-	125
MAY	325,234	38	3,339	-	18,557	-	-	125
JUNE	345,844	-	3,473	-	20,194	-	-	125
TOTALS	\$ 4,219,081	\$ 7,156	\$ 44,301	\$ -	\$ 218,608	\$ -	\$ -	\$ 1,416

	MINIMUM RENT OR % GROSS (a),(b)	LATE / PENALTY FEES	20-21 MONTHLY REVENUE	19-20 MONTHLY REVENUE	% CHANGE
JULY	\$ 28,065	\$ -	\$ 28,065	\$ 20,064	39.88%
AUGUST	27,601	148	27,749	20,064	38.30%
SEPTEMBER	23,770	2,544	26,314	20,064	31.15%
OCTOBER	21,061	-	21,061	20,064	4.97%
NOVEMBER	20,624	-	20,624	15,343	34.42%
DECEMBER	20,140	-	20,140	15,798	27.48%
JANUARY	20,249	-	20,249	15,798	28.17%
FEBRUARY	19,514	-	19,514	15,798	23.52%
MARCH	22,738	-	22,738	15,798	43.93%
APRIL	21,868	-	21,868	15,798	38.42%
MAY	22,059	-	22,059	20,660	6.77%
JUNE	23,792	-	23,792	20,660	15.16%
TOTALS	\$ 271,481	\$ 2,692	\$ 274,173	\$ 215,909	26.99%

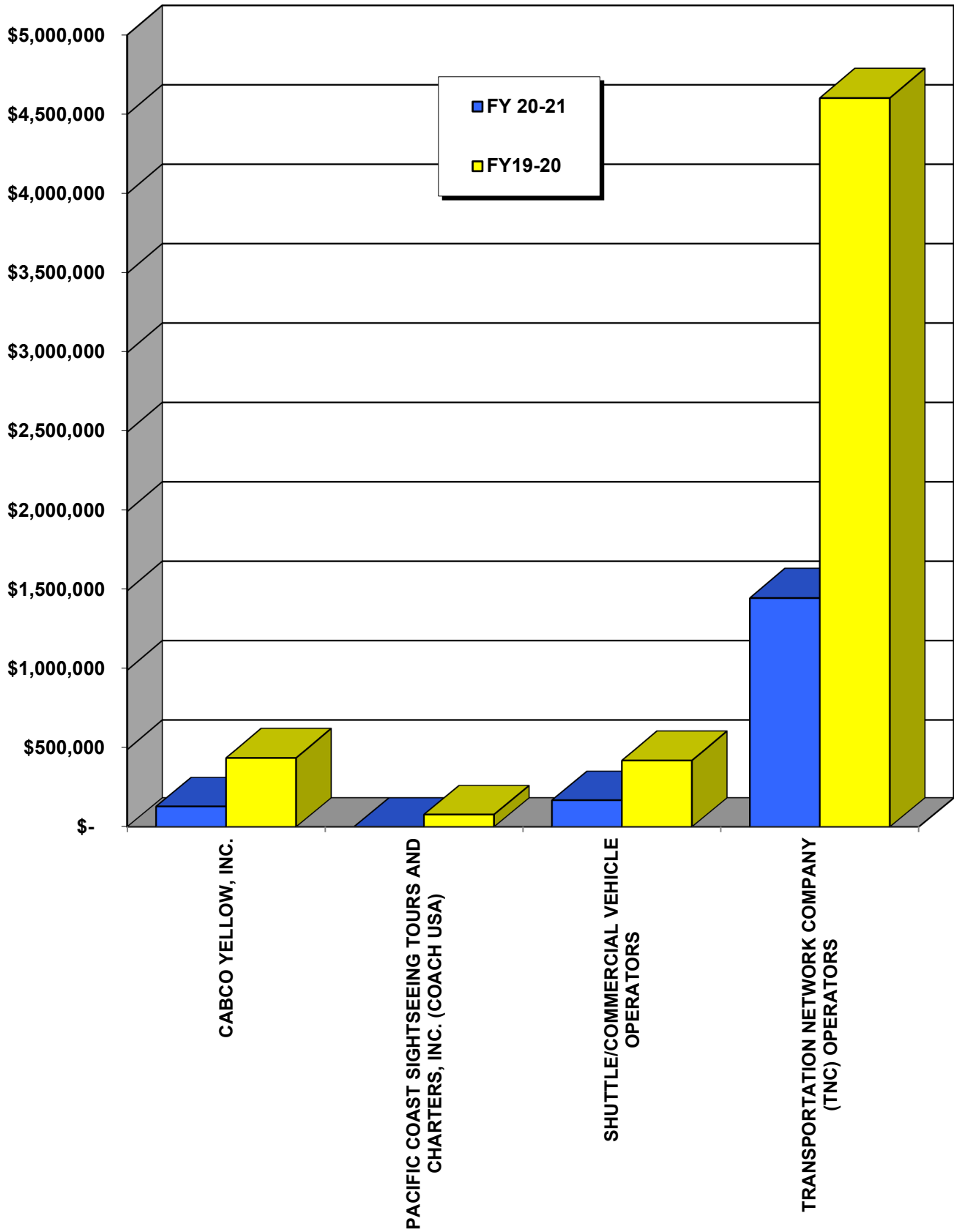
- NOTE:
- a - Effective December 2019, the greater of minimum annual guarantee of \$218,748 (payable in monthly installments of \$15,798 for December 2019-April 2020, \$20,660 from May 2020-October 2020 and \$15,798 for November 2020) or percentage of gross receipts.
 - b - Effective December 2020, the greater of minimum annual guarantee of \$223,159 (payable in monthly installments of \$16,117 for December 2020-April 2021, \$21,076 from May 2021-October 2021 and \$16,117 for November 2021) or percentage of gross receipts.
 - c - Lease expired November 30, 2020.
 - d - Emerald Kitchen closed effective May 9, 2021.

GROUND TRANSPORTATION

GROUND
TRANSPORTATION



GROUND TRANSPORTATION SUMMARY



GROUND TRANSPORTATION SUMMARY FOR FY 2020-2021

LESSEE/LICENSEE	LATE / PENALTY		20-21 TOTAL	19-20 TOTAL	% CHANGE
	REVENUE	FEES	REVENUE	REVENUE	
CABCO YELLOW, INC.	\$ 131,046	\$ 1,024	\$ 132,070	\$ 446,019	-70.39%
PACIFIC COAST SIGHTSEEING TOURS AND CHARTERS, INC. (COACH USA)	-	-	-	79,566	-100.00%
SHUTTLE/COMMERCIAL VEHICLE OPERATORS	171,087	1,349	172,436	429,655	-59.87%
TRANSPORTATION NETWORK COMPANY (TNC) OPERATORS	1,454,400	-	1,454,400	4,603,125	-68.40%
TOTALS	\$ 1,756,533	\$ 2,373	\$ 1,758,906	\$ 5,558,365	-68.36%

CABCO YELLOW, INC.
OPERATING AGREEMENT - TAXICAB

OPERATING AGREEMENT EXPIRES 12/31/2021

	TOTAL NUMBER OF TRIPS	REVENUE / TRIP FEES (b)	LATE / PENALTY FEES	20-21 MONTHLY REVENUE	19-20 MONTHLY REVENUE (c)	% CHANGE
JULY	2,576	\$ 7,728	\$ -	\$ 7,728	\$ 51,149	-84.89%
AUGUST	2,767	8,301	-	8,301	52,787	-84.27%
SEPTEMBER	2,859	8,577	-	8,577	52,569	-83.68%
OCTOBER	3,072	9,216	225	9,441	56,578	-83.31%
NOVEMBER	2,744	8,232	-	8,232	49,684	-83.43%
DECEMBER	2,065	6,195	-	6,195	41,683	-85.14%
JANUARY	1,982	5,946	-	5,946	35,534	-83.27%
FEBRUARY	2,175	6,525	-	6,525	39,962	-83.67%
MARCH	3,543	10,629	540	11,169	24,111	-53.68%
APRIL	4,412	13,236	-	13,236	17,509	-24.40%
MAY	6,315	18,945	-	18,945	17,972	5.41%
JUNE	9,172	27,516	259	27,775	6,481	328.56%
TOTALS	43,682	\$ 131,046	\$ 1,024	\$ 132,070	\$ 446,019	-70.39%

NOTE:

a - Operating Agreement effective January 1, 2017 under John Wayne Airport Yellow Cab. The Second Amendment to Agreement effective June 1, 2020, transferred and assigned its rights and obligations under the Current Agreement to Cabco Yellow, Inc.

b - Effective June 1, 2020, trip fees based on \$3.00 per trip and includes pick up and drop off.

c - Effective June 1, 2020, use fee is eliminated.

PACIFIC COAST SIGHTSEEING TOURS AND CHARTERS, INC.
dba COACH USA
LICENSE AGREEMENT - PASSENGER STAGE COACH
 LICENSE TERMINATED 01/07/2020

	TOTAL NUMBER OF PASSENGERS	TOTAL NUMBER OF TRIPS	TOTAL PASSENGER GROSS RECEIPTS	MINIMUM RENT OR 20% GROSS (b)
JULY	-	-	\$ -	\$ -
AUGUST	-	-	-	-
SEPTEMBER	-	-	-	-
OCTOBER	-	-	-	-
NOVEMBER	-	-	-	-
DECEMBER	-	-	-	-
JANUARY	-	-	-	-
FEBRUARY	-	-	-	-
MARCH	-	-	-	-
APRIL	-	-	-	-
MAY	-	-	-	-
JUNE	-	-	-	-
TOTALS	-	-	\$ -	\$ -

	LATE / PENALTY FEES	20-21 MONTHLY REVENUE	19-20 MONTHLY REVENUE	% CHANGE
JULY	\$ -	\$ -	\$ 10,586	-100.00%
AUGUST	-	-	10,213	-100.00%
SEPTEMBER	-	-	14,624	-100.00%
OCTOBER	-	-	16,967	-100.00%
NOVEMBER	-	-	13,934	-100.00%
DECEMBER	-	-	11,806	-100.00%
JANUARY	-	-	1,436	-100.00%
FEBRUARY	-	-	-	N/A
MARCH	-	-	-	N/A
APRIL	-	-	-	N/A
MAY	-	-	-	N/A
JUNE	-	-	-	N/A
TOTALS	\$ -	\$ -	\$ 79,566	-100.00%

NOTE:

a - License terminated January 7, 2020.

b - Effective November 2019, greater of monthly minimum of \$1,330 or 20% of gross receipts.

**GROUND TRANSPORTATION
SHUTTLE/COMMERCIAL VEHICLE OPERATORS**

	TOTAL NUMBER OF TRIPS	REVENUE TO COUNTY TRIP FEES (a)	LATE / PENALTY FEES	20-21 MONTHLY REVENUE	19-20 MONTHLY REVENUE	% CHANGE
JULY	2,755	\$ 8,265	\$ 161	\$ 8,426	\$ 56,122	-84.99%
AUGUST	3,182	9,546	52	9,598	55,747	-82.78%
SEPTEMBER	3,205	9,615	16	9,631	53,187	-81.89%
OCTOBER	3,956	11,868	520	12,388	54,053	-77.08%
NOVEMBER	4,052	12,156	44	12,200	42,977	-71.61%
DECEMBER	3,713	11,139	23	11,162	42,677	-73.85%
JANUARY	3,248	9,744	44	9,788	42,814	-77.14%
FEBRUARY	3,311	9,933	36	9,969	46,413	-78.52%
MARCH	5,275	15,825	80	15,905	24,030	-33.81%
APRIL	6,718	20,154	215	20,369	3,414	496.63%
MAY	7,928	23,784	130	23,914	3,331	617.92%
JUNE	9,686	29,058	28	29,086	4,890	494.81%
TOTALS	57,029	\$ 171,087	\$ 1,349	\$ 172,436	\$ 429,655	-59.87%

NOTE:

a - Pick-up and drop-off trips based on \$3.00 per trip.

**GROUND TRANSPORTATION
TRANSPORTATION NETWORK COMPANY (TNC) OPERATORS
GROUND TRANSPORTATION OPERATING PERMITS**

	NUMBER OF TRIPS LYFT, INC.	NUMBER OF TRIPS UBER	NUMBER OF TRIPS WINGZ	TNC TOTAL NUMBER OF TRIPS
JULY	11,652	16,553	5	28,210
AUGUST	12,483	18,566	10	31,059
SEPTEMBER	13,624	20,676	3	34,303
OCTOBER	14,672	23,154	7	37,833
NOVEMBER	13,224	21,861	5	35,090
DECEMBER	11,684	18,224	9	29,917
JANUARY	9,848	14,979	2	24,829
FEBRUARY	10,773	16,923	6	27,702
MARCH	16,715	24,405	10	41,130
APRIL	18,982	31,044	14	50,040
MAY	25,306	40,881	23	66,210
JUNE	31,012	47,438	27	78,477
TOTALS	189,975	294,704	121	484,800

	REVENUE TO COUNTY TRIP FEES (a)	LATE / PENALTY FEES	20-21 MONTHLY REVENUE	19-20 MONTHLY REVENUE	% CHANGE
JULY	\$ 84,630	\$ -	\$ 84,630	\$ 504,990	-83.24%
AUGUST	93,177	-	93,177	556,140	-83.25%
SEPTEMBER	102,909	-	102,909	550,830	-81.32%
OCTOBER	113,499	-	113,499	590,548	-80.78%
NOVEMBER	105,270	-	105,270	518,910	-79.71%
DECEMBER	89,751	-	89,751	517,860	-82.67%
JANUARY	74,487	-	74,487	521,577	-85.72%
FEBRUARY	83,106	-	83,106	515,226	-83.87%
MARCH	123,390	-	123,390	205,821	-40.05%
APRIL	150,120	-	150,120	19,508	669.53%
MAY	198,630	-	198,630	33,717	489.11%
JUNE	235,431	-	235,431	67,998	246.23%
TOTALS	\$ 1,454,400	\$ -	\$ 1,454,400	\$ 4,603,125	-68.40%

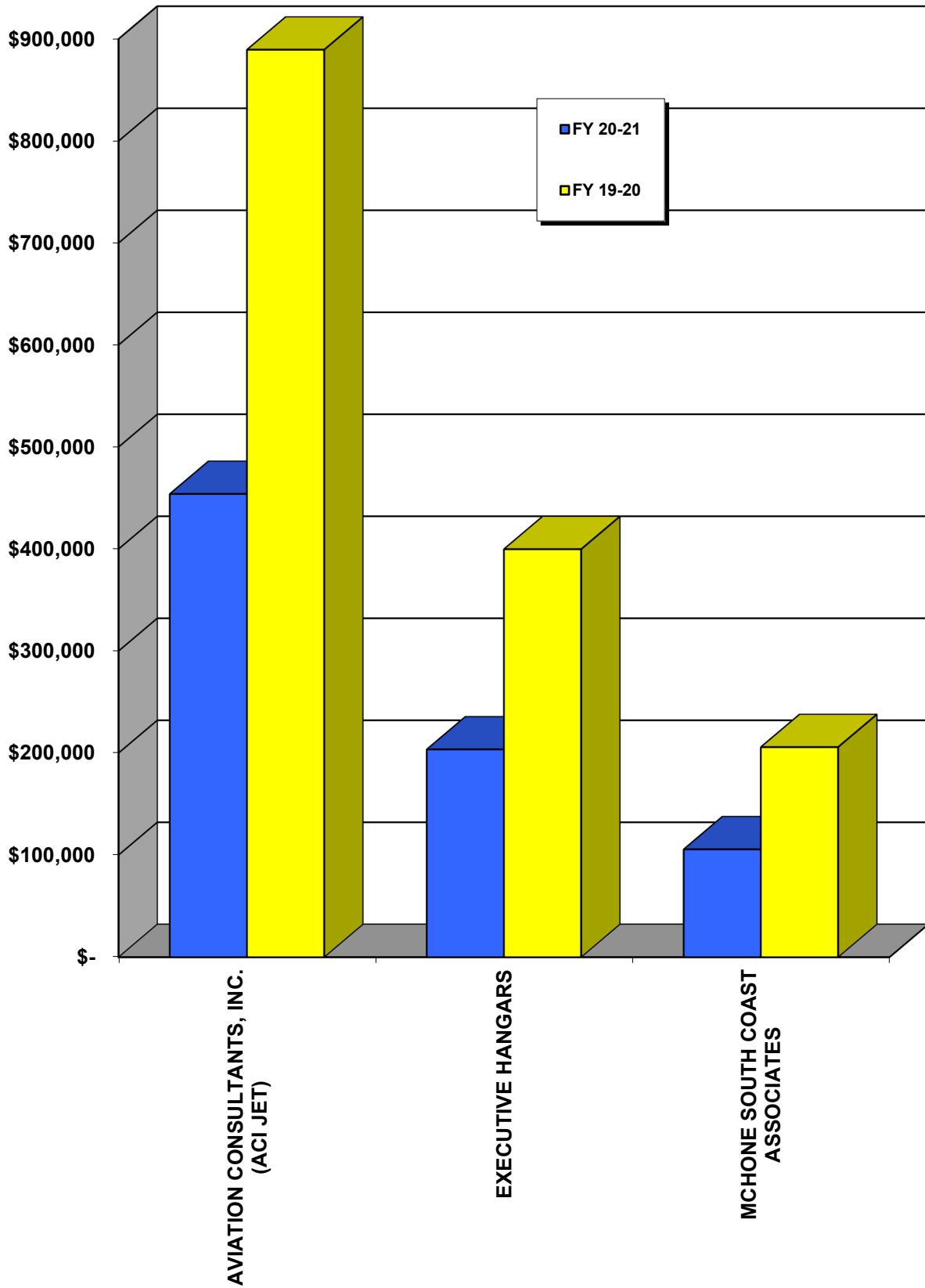
NOTE:

a - Pick-up and drop-off trips based on \$3.00 per trip.

HANGARS



HANGARS SUMMARY



HANGARS SUMMARY FOR FY 2020-2021

LESSEE	HANGAR	TIEDOWN	LATE /	20-21	19-20	% CHANGE
	REVENUE	REVENUE	PENALTY	TOTAL	TOTAL	
			FEES	REVENUE	REVENUE	
AVIATION CONSULTANTS, INC. (ACI JET)	\$ 453,906	\$ -	\$ -	\$ 453,906	\$ 889,439	-48.97%
EXECUTIVE HANGARS (a)	202,832	-	620	203,452	399,735	-49.10%
MCHONE SOUTH COAST ASSOCIATES	102,139	3,360	-	105,499	205,699	-48.71%
TOTALS	\$ 758,877	\$ 3,360	\$ 620	\$ 762,857	\$ 1,494,873	-48.97%

NOTE:

a - Includes auditor adjustments to decrease revenue reported in the 2019-2020 Revenue Report.

AVIATION CONSULTANTS, INC.
dba ACI JET
HANGAR LEASE
 LEASE TERMINATED 12/31/2020

	HANGAR MONTHLY RENT (b)	LATE / PENALTY FEES	20-21 MONTHLY REVENUE	19-20 MONTHLY REVENUE	% CHANGE
JULY	\$ 75,651	\$ -	\$ 75,651	\$ 73,476	2.96%
AUGUST	75,651	-	75,651	73,476	2.96%
SEPTEMBER	75,651	-	75,651	73,476	2.96%
OCTOBER	75,651	-	75,651	73,476	2.96%
NOVEMBER	75,651	-	75,651	73,476	2.96%
DECEMBER	75,651	-	75,651	74,678	1.30%
JANUARY	-	-	-	73,476	-100.00%
FEBRUARY	-	-	-	73,476	-100.00%
MARCH	-	-	-	73,476	-100.00%
APRIL	-	-	-	75,651	-100.00%
MAY	-	-	-	75,651	-100.00%
JUNE	-	-	-	75,651	-100.00%
TOTALS	\$ 453,906	\$ -	\$ 453,906	\$ 889,439	-48.97%

NOTE:

a - Lease effective April 1, 2017 and terminated December 31, 2020.

b - Effective April 2020, monthly rent increased from \$73,476 to \$75,651.

EXECUTIVE HANGARS
HANGAR LEASE
 LEASE TERMINATED 12/31/2020

	HANGAR MONTHLY GROSS RECEIPTS	MINIMUM RENT OR 45% GROSS (a)	LATE / PENALTY FEES	20-21 MONTHLY REVENUE	19-20 MONTHLY REVENUE (c)	% CHANGE
JULY	\$ 73,990	\$ 33,692	\$ 620	\$ 34,312	\$ 32,752	4.76%
AUGUST	72,948	33,692	-	33,692	32,647	3.20%
SEPTEMBER	72,290	33,692	-	33,692	32,647	3.20%
OCTOBER	75,430	33,692	-	33,692	32,874	2.49%
NOVEMBER	75,430	33,692	-	33,692	32,971	2.19%
DECEMBER	75,430	34,372	-	34,372	33,692	2.02%
JANUARY	-	-	-	-	33,692	-100.00%
FEBRUARY	-	-	-	-	33,692	-100.00%
MARCH	-	-	-	-	33,692	-100.00%
APRIL	-	-	-	-	33,692	-100.00%
MAY	-	-	-	-	33,692	-100.00%
JUNE	-	-	-	-	33,692	-100.00%
TOTALS	\$ 445,518	\$ 202,832	\$ 620	\$ 203,452	\$ 399,735	-49.10%

NOTE:

- a - Effective December 2019, greater of annual minimum guarantee of \$404,310 or 45% of gross receipts.
 Effective December 2020, greater of annual minimum guarantee of \$412,463 or 45% of gross receipts.
- b - Lease terminated December 31, 2020.
- c - Includes auditor adjustments to decrease revenue reported in the 2019-2020 Revenue Report.

PM 1121-152.02 (d)
 PM 1121-0223 (a)

MCHONE SOUTH COAST ASSOCIATES
HANGAR AND TIEDOWN LEASES
 LEASE TERMINATED 12/31/2020

	HANGAR MONTHLY GROSS RECEIPTS	MINIMUM RENT OR 30% GROSS (b)	TIEDOWN MONTHLY RENT (c)	LATE / PENALTY FEES	20-21 MONTHLY REVENUE	19-20 MONTHLY REVENUE	% CHANGE
JULY	\$ 54,074	\$ 16,629	\$ 560	\$ -	\$ 17,189	\$ 16,620	3.42%
AUGUST	47,049	17,102	560	-	17,662	17,189	2.75%
SEPTEMBER	50,074	17,102	560	-	17,662	17,189	2.75%
OCTOBER	50,940	17,102	560	-	17,662	17,189	2.75%
NOVEMBER	46,999	17,102	560	-	17,662	17,189	2.75%
DECEMBER	46,999	17,102	560	-	17,662	17,189	2.75%
JANUARY	-	-	-	-	-	17,189	-100.00%
FEBRUARY	-	-	-	-	-	17,189	-100.00%
MARCH	-	-	-	-	-	17,189	-100.00%
APRIL	-	-	-	-	-	17,189	-100.00%
MAY	-	-	-	-	-	17,189	-100.00%
JUNE	-	-	-	-	-	17,189	-100.00%
TOTALS	\$ 296,135	\$ 102,139	\$ 3,360	\$ -	\$ 105,499	\$ 205,699	-48.71%

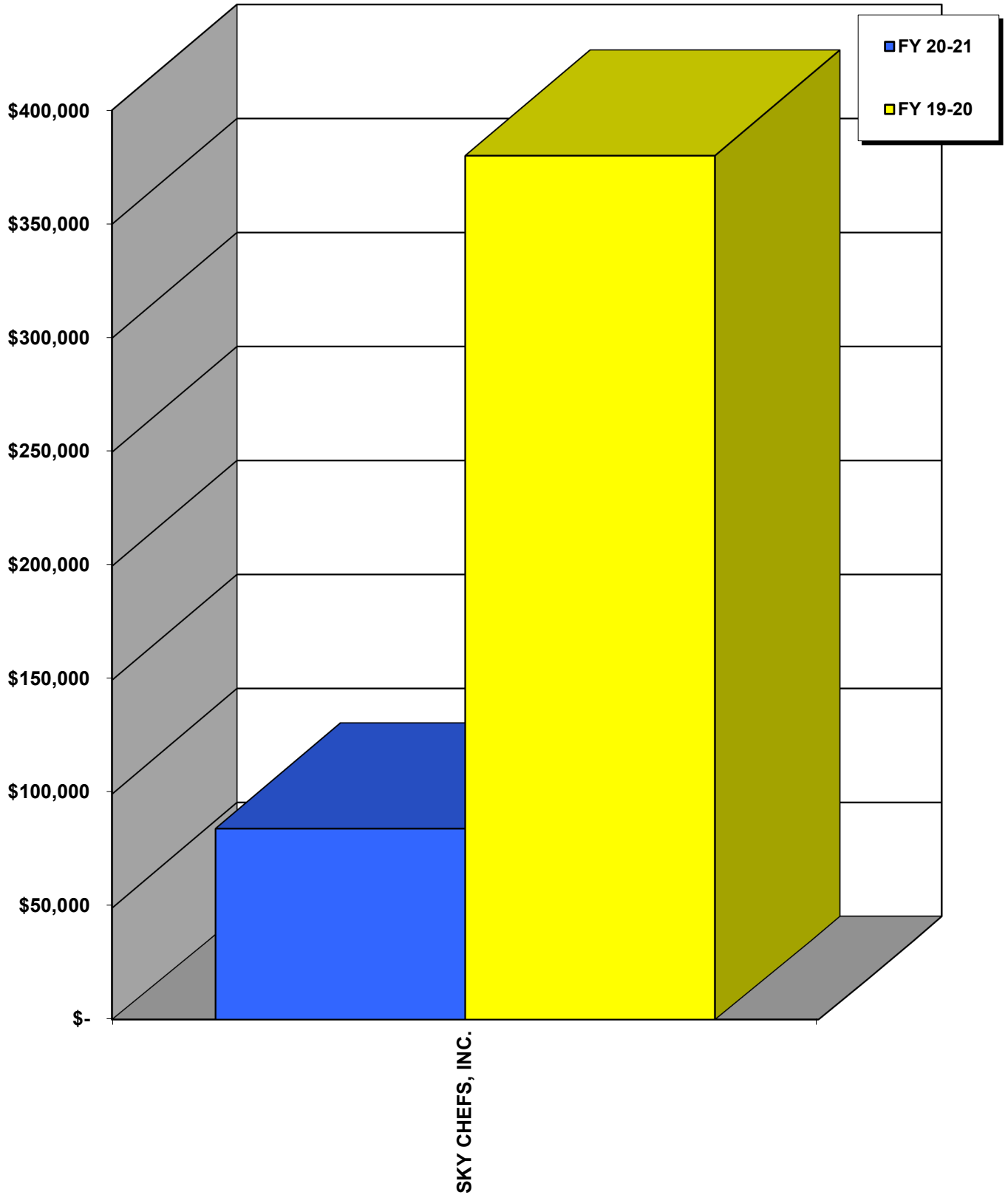
NOTE:

- a - Tiedown lease effective February 9, 2018 and terminated December 31, 2020.
- b - Effective August 2019, greater of annual minimum guarantee of \$199,550 or 30% of gross receipts.
 Effective August 2020, greater of annual minimum guarantee of \$205,225 or 30% of gross receipts.
- c - Effective February 9, 2018, monthly tiedown rent is \$560.
- d - Lease terminated December 31, 2020.

IN-FLIGHT FOOD SERVICE



IN-FLIGHT FOOD SERVICE SUMMARY



SKY CHEFS, INC.
IN-FLIGHT FOOD SERVICE
 UPON WRITTEN NOTICE

	MONTHLY GROSS RECEIPTS	MINIMUM RENT OR 6% GROSS (a)	LATE / PENALTY FEES
JULY	\$ 65,321	\$ 3,919	\$ 1,979
AUGUST	66,468	3,988	-
SEPTEMBER	72,368	4,342	-
OCTOBER	77,322	4,639	-
NOVEMBER	85,473	5,128	-
DECEMBER	83,069	4,984	-
JANUARY	80,904	4,854	-
FEBRUARY	61,393	3,684	-
MARCH	82,257	4,935	-
APRIL	106,480	6,389	174
MAY	266,369	15,982	-
JUNE	324,802	19,488	340
TOTALS	\$ 1,372,226	\$ 82,332	\$ 2,493

	20-21 MONTHLY REVENUE	19-20 MONTHLY REVENUE	% CHANGE
JULY	\$ 5,898	\$ 44,823	-86.84%
AUGUST	3,988	44,318	-91.00%
SEPTEMBER	4,342	43,454	-90.01%
OCTOBER	4,639	43,624	-89.37%
NOVEMBER	5,128	42,774	-88.01%
DECEMBER	4,984	38,403	-87.02%
JANUARY	4,854	43,292	-88.79%
FEBRUARY	3,684	40,807	-90.97%
MARCH	4,935	31,526	-84.35%
APRIL	6,563	3,684	78.15%
MAY	15,982	1,014	1476.13%
JUNE	19,828	2,285	767.75%
TOTALS	\$ 84,825	\$ 380,004	-77.68%

NOTE:

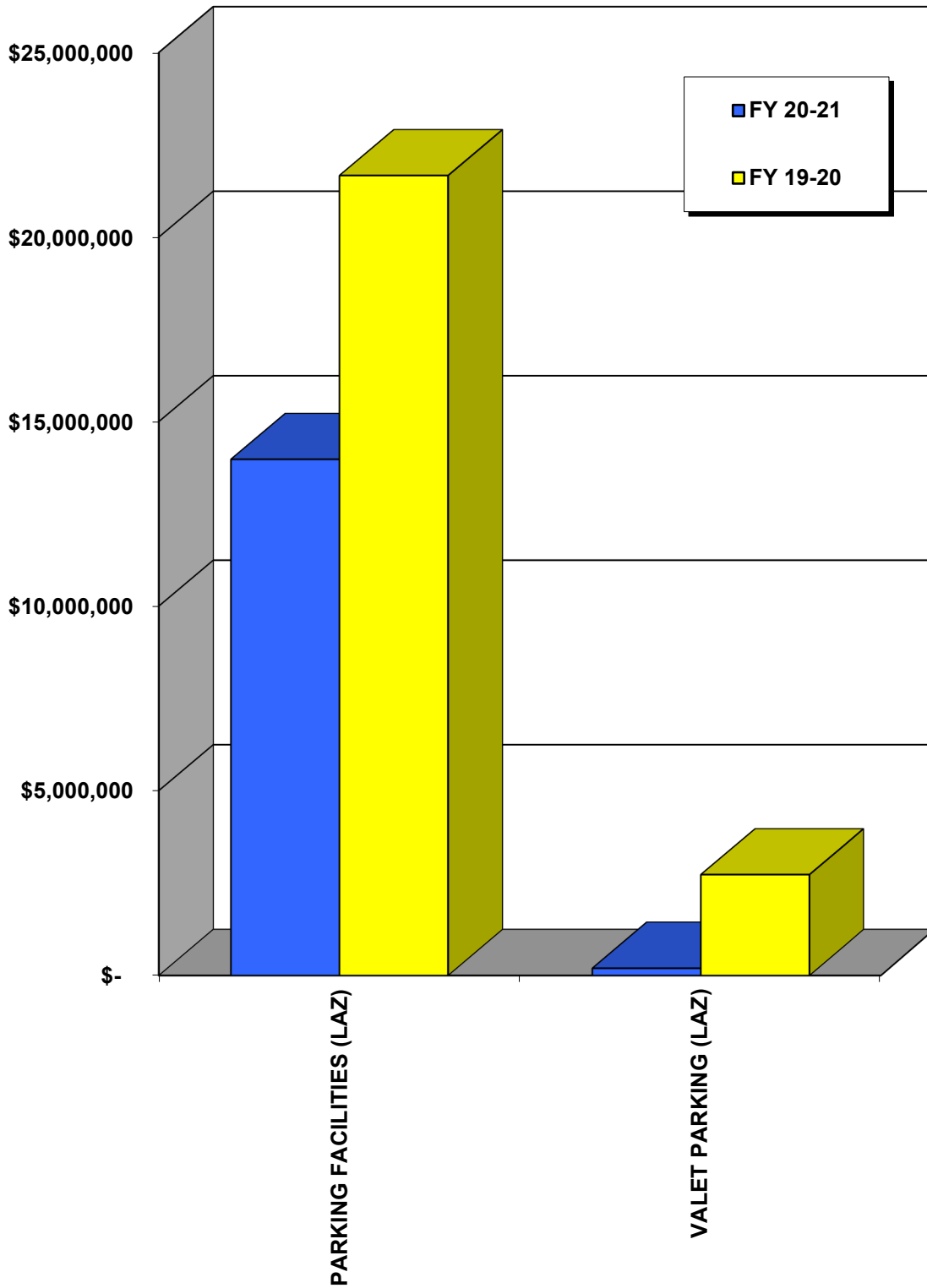
a - Greater of monthly minimum of \$125 or 6% of monthly in-flight food service gross receipts.

PARKING

PARKING



PARKING SUMMARY



PARKING SUMMARY FOR FY 2020-2021

REVENUE TYPE	LATE / PENALTY		20-21	19-20	% CHANGE
	REVENUE	FEES	TOTAL REVENUE	TOTAL REVENUE	
PARKING FACILITIES (LAZ)	\$ 13,975,287	\$ -	\$ 13,975,287	\$ 21,665,657	-35.50%
VALET PARKING (LAZ)	194,170	-	194,170	2,720,548	-92.86%
TOTALS	\$ 14,169,457	\$ -	\$ 14,169,457	\$ 24,386,205	-41.90%

OPERATING AGREEMENT - PARKING FACILITIES
LAZ PARKING CALIFORNIA, LLC
 MONTH TO MONTH

	OFF AIRPORT (b)	TERMINAL (c)			
	MAIN STREET GROSS RECEIPTS (e),(f)	NORTHWEST GARAGE GROSS RECEIPTS	NORTHEAST GARAGE GROSS RECEIPTS	SOUTHEAST GARAGE GROSS RECEIPTS	STRUCTURE C GROSS RECEIPTS
JULY	\$ -	\$ 145,756	\$ 97,163	\$ 300,192	\$ 134,336
AUGUST	-	187,382	127,853	365,657	168,680
SEPTEMBER	-	188,054	141,001	385,308	165,254
OCTOBER	-	232,216	185,295	426,312	187,150
NOVEMBER	535	198,432	148,520	378,766	165,736
DECEMBER	-	135,256	111,904	264,012	118,529
JANUARY	-	160,610	116,119	282,942	127,837
FEBRUARY	-	165,529	131,398	328,875	160,023
MARCH	-	233,733	194,929	497,668	250,353
APRIL	-	306,488	244,882	635,304	328,231
MAY	-	388,433	313,133	720,062	405,354
JUNE	-	442,764	361,598	757,146	529,190
TOTALS	\$ 535	\$ 2,784,653	\$ 2,173,795	\$ 5,342,244	\$ 2,740,673

	EMPLOYEE PARKING GROSS RECEIPTS (d)	PARKING INVOICE / ADJ GROSS RECEIPTS	20-21 MONTHLY REVENUE	19-20 MONTHLY REVENUE	% CHANGE
JULY	\$ 138,675	\$ 4,134	\$ 820,256	\$ 2,417,417	-66.07%
AUGUST	81,675	1,692	932,939	2,580,745	-63.85%
SEPTEMBER	59,725	451	939,793	2,625,706	-64.21%
OCTOBER	132,463	1,529	1,164,965	2,786,141	-58.19%
NOVEMBER	41,600	285	933,874	2,285,694	-59.14%
DECEMBER	34,450	345	664,496	2,214,057	-69.99%
JANUARY	64,175	626	752,309	2,363,150	-68.16%
FEBRUARY	77,275	389	863,489	2,214,210	-61.00%
MARCH	79,825	593	1,257,101	1,149,331	9.38%
APRIL	90,150	615	1,605,670	140,126	1045.88%
MAY	57,600	496	1,885,078	275,547	584.12%
JUNE	63,325	1,294	2,155,317	613,533	251.30%
TOTALS	\$ 920,938	\$ 12,449	\$ 13,975,287	\$ 21,665,657	-35.50%

NOTE:

a - Operating Agreement effective May 1, 2017 and expired April 30, 2020.

b - Parking rate is \$2/hr. Maximum rate per day is \$14.

c - Parking rate is \$2/hr. Maximum rate per day is \$20.

d - Includes \$1,900 in Legislator parking. Employee and Legislator Parking revenue are presented on a cash basis.

e - Due to the COVID-19 pandemic, Main Street Parking closed temporarily effective March 23, 2020.

f - Temporary parking was granted to Warner Brothers only for the month of November 2020.

OPERATING AGREEMENT - VALET PARKING
LAZ PARKING CALIFORNIA, LLC
MONTH TO MONTH

	MONTHLY PARKING REVENUE (b),(d)	MONTHLY CAR WASH, DETAIL & ADDITIONAL VALET SERVICES REVENUE (e)	20-21 MONTHLY REVENUE	19-20 MONTHLY REVENUE	% CHANGE
JULY	\$ -	\$ -	\$ -	\$ 308,160	-100.00%
AUGUST	-	-	-	341,370	-100.00%
SEPTEMBER	-	-	-	357,739	-100.00%
OCTOBER	-	-	-	395,395	-100.00%
NOVEMBER	10,700	-	10,700	303,763	-96.48%
DECEMBER	18,070	-	18,070	278,266	-93.51%
JANUARY	7,150	-	7,150	307,318	-97.67%
FEBRUARY	-	-	-	310,921	-100.00%
MARCH	-	-	-	115,426	-100.00%
APRIL	-	-	-	2,190	-100.00%
MAY	56,350	-	56,350	-	N/A
JUNE	101,900	-	101,900	-	N/A
TOTALS	\$ 194,170	\$ -	\$ 194,170	\$ 2,720,548	-92.86%

NOTE:

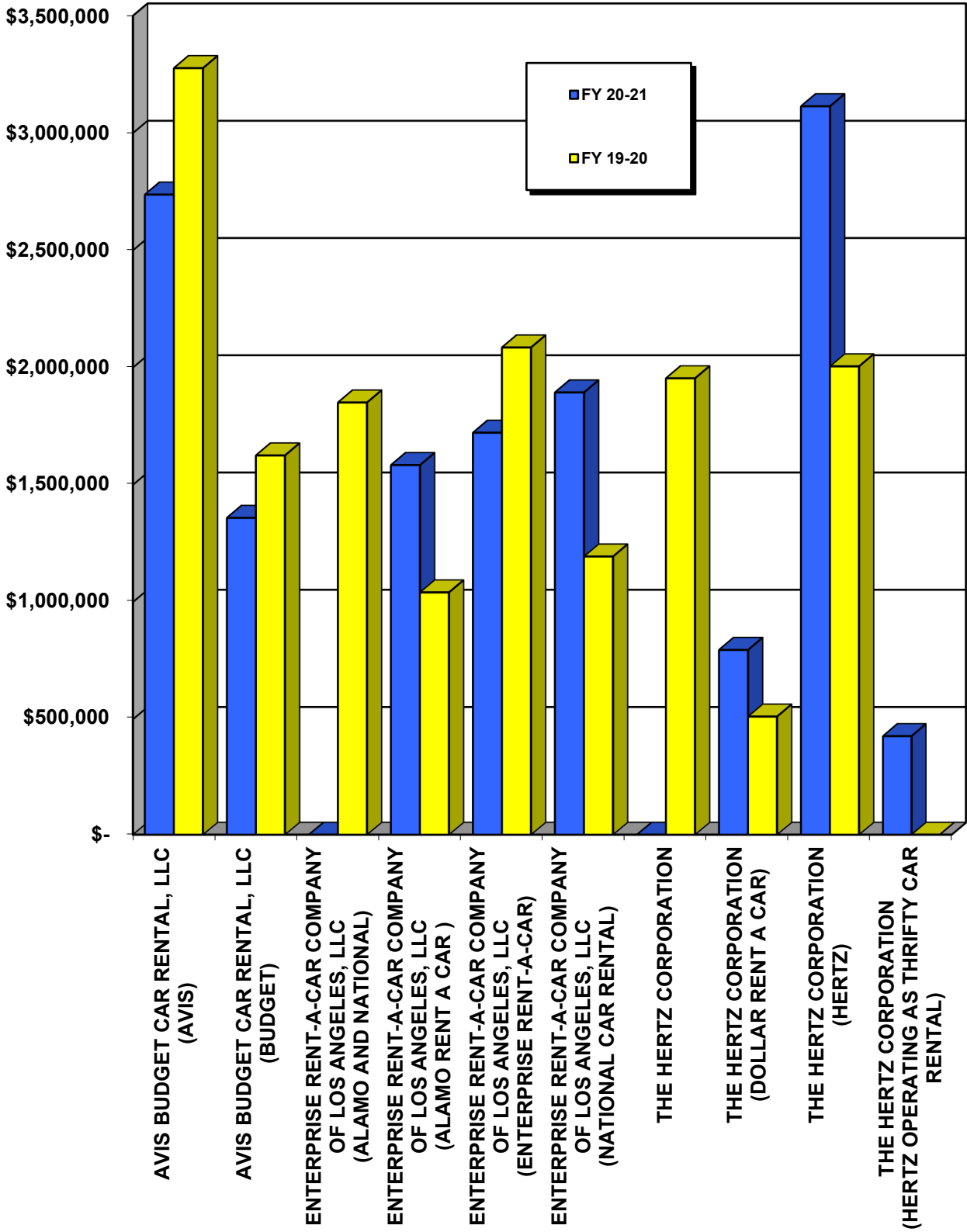
- a - Operating Agreement effective May 1, 2017 and expired April 30, 2020.
- b - Rate per day at \$30 and \$10 per hour for subsequent 24 hour periods up to \$30 daily.
- c - The operator fee is 32.5% of valet parking revenue collected and 92% of valet car wash, detail and additional valet services revenue collected.
- d - Due to the COVID-19 pandemic, operations closed temporarily effective March 23, 2020. Valet operations re-opened on November 16, 2020 and was closed again on January 9, 2021. Effective May 3, 2021, valet operations re-opened.
- e - Due to the COVID-19 pandemic, car wash services closed temporarily effective March 23, 2020.

RENTAL CAR CONCESSIONS

RENTAL CAR
CONCESSIONS



ON AIRPORT RENTAL CAR SUMMARY



**RENTAL CAR SUMMARY FOR FY 2020-2021
ON AIRPORT**

LESSEE	GROSS RECEIPTS	MINIMUM RENT OR 10% GROSS	READY CAR PARKING	COMMON AREA RENT	OVERFLOW PARKING
AVIS BUDGET CAR RENTAL, LLC (AVIS)	\$ 12,078,056	\$ 2,243,450	\$ 197,893	\$ 174,485	\$ 33,887
AVIS BUDGET CAR RENTAL, LLC (BUDGET)	9,005,616	1,047,085	117,472	149,899	-
ENTERPRISE RENT-A-CAR COMPANY OF LOS ANGELES, LLC (ALAMO AND NATIONAL)	-	-	-	-	-
ENTERPRISE RENT-A-CAR COMPANY OF LOS ANGELES, LLC (ALAMO RENT A CAR)	8,798,148	1,287,671	109,840	179,310	-
ENTERPRISE RENT-A-CAR COMPANY OF LOS ANGELES, LLC (ENTERPRISE RENT-A-CAR)	13,951,386	1,485,125	143,460	84,145	-
ENTERPRISE RENT-A-CAR COMPANY OF LOS ANGELES, LLC (NATIONAL CAR RENTAL)	10,035,997	1,681,711	102,178	101,053	-
THE HERTZ CORPORATION	-	-	-	-	-
THE HERTZ CORPORATION (DOLLAR RENT A CAR)	3,829,147	618,492	54,667	100,415	-
THE HERTZ CORPORATION (HERTZ)	11,496,059	2,564,896	202,415	201,744	110,250
THE HERTZ CORPORATION (HERTZ OPERATING AS THRIFTY CAR RENTAL)	3,098,355	309,836	53,822	48,602	-
TOTALS	\$ 72,292,764	\$ 11,238,266	\$ 981,747	\$ 1,039,653	\$ 144,137

	LATE / PENALTY FEES	20-21 TOTAL REVENUE	19-20 TOTAL REVENUE	% CHANGE
AVIS BUDGET CAR RENTAL, LLC (AVIS)	\$ 87,683	\$ 2,737,398	\$ 3,276,648	-16.46%
AVIS BUDGET CAR RENTAL, LLC (BUDGET)	44,502	1,358,958	1,625,133	-16.38%
ENTERPRISE RENT-A-CAR COMPANY OF LOS ANGELES, LLC (ALAMO AND NATIONAL)	-	-	1,850,688	-100.00%
ENTERPRISE RENT-A-CAR COMPANY OF LOS ANGELES, LLC (ALAMO RENT A CAR)	7,161	1,583,982	1,041,040	52.15%
ENTERPRISE RENT-A-CAR COMPANY OF LOS ANGELES, LLC (ENTERPRISE RENT-A-CAR)	9,396	1,722,126	2,085,461	-17.42%
ENTERPRISE RENT-A-CAR COMPANY OF LOS ANGELES, LLC (NATIONAL CAR RENTAL)	8,863	1,893,805	1,194,108	58.60%
THE HERTZ CORPORATION	-	-	1,953,985	-100.00%
THE HERTZ CORPORATION (DOLLAR RENT A CAR)	22,205	795,779	511,525	55.57%
THE HERTZ CORPORATION (HERTZ)	34,849	3,114,154	2,004,947	55.32%
THE HERTZ CORPORATION (HERTZ OPERATING AS THRIFTY CAR RENTAL)	15,703	427,963	-	N/A
TOTALS	\$ 230,362	\$ 13,634,165	\$ 15,543,535	-12.28%

PM 1121-390-34 (d)
PM 1121-390-43 (e)

AVIS BUDGET CAR RENTAL, LLC
dba AVIS
LEASE AGREEMENT - RENTAL CAR CONCESSION
LEASE EXPIRES 11/30/2029

	MONTHLY GROSS RECEIPTS	MINIMUM RENT OR 10% GROSS (a),(b),(f),(g)	READY CAR PARKING AREA RENT (c)	COMMON AREA RENT (c)	OVERFLOW PARKING RENT (c)
JULY	\$ 654,542	\$ 202,120	\$ 15,948	\$ 14,401	\$ -
AUGUST	868,947	202,120	16,368	14,401	-
SEPTEMBER	785,013	202,120	16,368	14,401	-
OCTOBER	1,023,492	202,120	16,368	14,401	-
NOVEMBER	872,326	202,120	16,368	14,401	-
DECEMBER	523,967	205,475	16,639	14,640	-
JANUARY	769,464	205,475	16,639	14,640	-
FEBRUARY	624,645	205,475	16,639	14,640	33,887
MARCH	992,825	205,475	16,639	14,640	-
APRIL	1,415,130	205,475	16,639	14,640	-
MAY	1,650,177	205,475	16,639	14,640	-
JUNE	1,897,528	-	16,639	14,640	-
TOTALS	\$ 12,078,056	\$ 2,243,450	\$ 197,893	\$ 174,485	\$ 33,887

	LATE / PENALTY FEES	20-21 MONTHLY REVENUE	19-20 MONTHLY REVENUE	% CHANGE
JULY	\$ 71,520	\$ 303,989	\$ 294,170	3.34%
AUGUST	-	232,889	292,509	-20.38%
SEPTEMBER	-	232,889	292,509	-20.38%
OCTOBER	4,445	237,334	292,498	-18.86%
NOVEMBER	1,617	234,506	291,629	-19.59%
DECEMBER	1,617	238,371	232,469	2.54%
JANUARY	250	237,004	232,469	1.95%
FEBRUARY	1,617	272,258	232,469	17.12%
MARCH	5,000	241,754	286,969	-15.76%
APRIL	1,617	238,371	331,469	-28.09%
MAY	-	236,754	258,078	-8.26%
JUNE	-	31,279	239,410	-86.93%
TOTALS	\$ 87,683	\$ 2,737,398	\$ 3,276,648	-16.46%

NOTE:

- a - Effective December 2019, greater of minimum annual guarantee of \$2,425,442 or 10% of gross receipts.
- b - Effective December 2020, greater of minimum annual guarantee of \$2,465,704 or 10% of gross receipts.
- c - Ready Car Parking: Effective December 2019, 33,226 sf at \$0.48/sf for Ready Car Parking Area and 30,002 sf at \$0.48/sf for Common Area; effective March 17, 2020, 220,000 sf at \$0.45/sf for Overflow Parking through May 6, 2020; effective August 2020, 34,099 sf at \$0.48/sf for Ready Car Parking Area; effective December 2020, 34,099 sf at \$0.49/sf for Ready Car Parking Area and 30,002 sf at \$0.49/sf for Common Area ; effective February 1, 2021, 85,000 sf at \$0.46/sf for Overflow Parking through February 26, 2021.
- d - Lease effective December 1, 2013 and expired November 30, 2019.
- e - Lease effective December 1, 2019.
- f - Due to the COVID-19 pandemic, beginning March 1, 2020 to September 30, 2020, minimum monthly fee is deferred. Lessee is required to continue payment of percentage rent during the deferral period. All deferred rent shall be paid by June 30, 2021.
- g - Due to the COVID-19 pandemic, beginning June 1, 2021 to September 30, 2021, Minimum Annual Guarantee (MAG) rent is abated. Any annual percentage rent due over the MAG amount shall be reconciled at the end of Lessee's accounting year.

PM 1121-390-36 (d)
PM 1121-390-40 (e)

AVIS BUDGET CAR RENTAL, LLC
dba BUDGET
LEASE AGREEMENT - RENTAL CAR CONCESSION

LEASE EXPIRES 11/30/2029

	MONTHLY GROSS RECEIPTS	MINIMUM RENT OR 10% GROSS (a),(b),(f),(g)	READY CAR PARKING (c)	COMMON AREA RENT (c)
JULY	\$ 493,935	\$ 109,825	\$ 13,702	\$ 12,372
AUGUST	609,779	109,825	9,335	12,372
SEPTEMBER	619,169	109,825	9,335	12,372
OCTOBER	570,337	109,825	9,335	12,372
NOVEMBER	570,586	109,825	9,335	12,372
DECEMBER	407,356	40,736	9,490	12,577
JANUARY	391,275	39,128	9,490	12,577
FEBRUARY	414,949	41,495	9,490	12,577
MARCH	793,308	79,331	9,490	12,577
APRIL	1,163,658	116,366	9,490	12,577
MAY	1,114,343	111,434	9,490	12,577
JUNE	1,856,921	69,470	9,490	12,577
TOTALS	\$ 9,005,616	\$ 1,047,085	\$ 117,472	\$ 149,899

	LATE / PENALTY FEES	20-21 MONTHLY REVENUE	19-20 MONTHLY REVENUE	% CHANGE
JULY	\$ 35,737	\$ 171,636	\$ 168,388	1.93%
AUGUST	-	131,532	156,491	-15.95%
SEPTEMBER	-	131,532	116,092	13.30%
OCTOBER	3,149	134,681	108,662	23.94%
NOVEMBER	1,404	132,936	110,470	20.34%
DECEMBER	1,404	64,207	135,899	-52.75%
JANUARY	-	61,195	135,899	-54.97%
FEBRUARY	1,404	64,966	135,899	-52.20%
MARCH	-	101,398	140,899	-28.03%
APRIL	1,404	139,837	135,899	2.90%
MAY	-	133,501	139,889	-4.57%
JUNE	-	91,537	140,646	-34.92%
TOTALS	\$ 44,502	\$ 1,358,958	\$ 1,625,133	-16.38%

NOTE:

- a - Effective December 2019, greater of minimum annual guarantee of \$1,317,897 or 10% of gross receipts.
- b - Effective December 2020, greater of minimum annual guarantee of \$1,394,670 or 10% of gross receipts.
- c - Ready Car Parking: Effective December 2019, 28,545 sf at \$0.48/sf for Ready Car Parking Area and 25,775 sf at \$0.48/sf for Common Area; effective August 2020, 19,448 sf at \$0.48/sf for Ready Car Parking Area; effective December 2020, 19,448 sf at \$0.49/sf for Ready Car Parking Area and 25,775 sf at \$0.49/sf for Common Area.
- d - Lease effective December 1, 2013 and expired November 30, 2019.
- e - Lease effective December 1, 2019.
- f - Due to the COVID-19 pandemic, beginning March 1, 2020 to September 30, 2020, minimum monthly fee is deferred. Lessee is required to continue payment of percentage rent during the deferral period. All deferred rent shall be paid by June 30, 2021.
- g - Due to the COVID-19 pandemic, beginning June 1, 2021 to September 30, 2021, Minimum Annual Guarantee (MAG) rent is abated. Any annual percentage rent due over the MAG amount shall be reconciled at the end of Lessee's accounting year.

ENTERPRISE RENT-A-CAR COMPANY OF LOS ANGELES, LLC
dba ALAMO RENT A CAR AND NATIONAL CAR RENTAL
LEASE AGREEMENT - RENTAL CAR CONCESSION

LEASE EXPIRED 11/30/2019

	MONTHLY GROSS RECEIPTS	MINIMUM RENT OR 10% GROSS (a)	READY CAR PARKING (b)	LATE / PENALTY FEES
JULY	\$ -	\$ -	\$ -	\$ -
AUGUST	-	-	-	-
SEPTEMBER	-	-	-	-
OCTOBER	-	-	-	-
NOVEMBER	-	-	-	-
DECEMBER	-	-	-	-
JANUARY	-	-	-	-
FEBRUARY	-	-	-	-
MARCH	-	-	-	-
APRIL	-	-	-	-
MAY	-	-	-	-
JUNE	-	-	-	-
TOTALS	\$ -	\$ -	\$ -	\$ -

	20-21 MONTHLY REVENUE	19-20 MONTHLY REVENUE	% CHANGE
JULY	\$ -	\$ 424,866	-100.00%
AUGUST	-	436,764	-100.00%
SEPTEMBER	-	322,417	-100.00%
OCTOBER	-	349,125	-100.00%
NOVEMBER	-	317,516	-100.00%
DECEMBER	-	-	N/A
JANUARY	-	-	N/A
FEBRUARY	-	-	N/A
MARCH	-	-	N/A
APRIL	-	-	N/A
MAY	-	-	N/A
JUNE	-	-	N/A
TOTALS	\$ -	\$ 1,850,688	-100.00%

NOTE:

- a - Greater of minimum annual guarantee of \$3,002,382 or 10% of gross receipts.
b - Ready Car Parking: Effective December 2018, 35,027 sf at \$0.56/sf for East Parking Structure.
c - Lease effective December 1, 2013 and expired November 30, 2019.

ENTERPRISE RENT-A-CAR COMPANY OF LOS ANGELES, LLC
dba ALAMO RENT A CAR
LEASE AGREEMENT - RENTAL CAR CONCESSION

LEASE EXPIRES 11/30/2029

	MONTHLY GROSS RECEIPTS	MINIMUM RENT OR 10% GROSS (b),(c),(e)	READY CAR PARKING (d)	COMMON AREA RENT (d)
JULY	\$ 739,359	\$ 116,011	\$ 16,390	\$ 14,799
AUGUST	762,251	116,011	8,407	14,799
SEPTEMBER	558,226	116,011	8,407	14,799
OCTOBER	602,172	116,011	8,407	14,799
NOVEMBER	533,500	116,011	8,407	14,799
DECEMBER	330,771	117,936	8,546	15,045
JANUARY	353,857	117,936	8,546	15,045
FEBRUARY	493,669	117,936	8,546	15,045
MARCH	871,240	117,936	8,546	15,045
APRIL	1,096,005	117,936	8,546	15,045
MAY	1,136,459	117,936	8,546	15,045
JUNE	1,320,639	-	8,546	15,045
TOTALS	\$ 8,798,148	\$ 1,287,671	\$ 109,840	\$ 179,310

	LATE / PENALTY FEES	20-21 MONTHLY REVENUE	19-20 MONTHLY REVENUE	% CHANGE
JULY	\$ -	\$ 147,200	\$ -	N/A
AUGUST	-	139,217	-	N/A
SEPTEMBER	-	139,217	-	N/A
OCTOBER	-	139,217	-	N/A
NOVEMBER	-	139,217	-	N/A
DECEMBER	-	141,527	147,200	-3.85%
JANUARY	-	141,527	147,200	-3.85%
FEBRUARY	7,161	148,688	147,200	1.01%
MARCH	-	141,527	147,200	-3.85%
APRIL	-	141,527	147,200	-3.85%
MAY	-	141,527	147,200	-3.85%
JUNE	-	23,591	157,840	-85.05%
TOTALS	\$ 7,161	\$ 1,583,982	\$ 1,041,040	52.15%

NOTE:

a - Lease effective December 1, 2019.

b - Effective December 2019, greater of minimum annual guarantee of \$1,392,128 or 10% of gross receipts.

c - Effective December 2020, greater of minimum annual guarantee of \$1,415,237 or 10% of gross receipts.

d - Ready Car Parking: Effective December 2019, 34,145 sf at \$0.48/sf for Ready Car Parking Area and 30,832 sf at \$0.48/sf for Common Area; effective August 2020, 17,514 sf at \$0.48/sf for Ready Car Parking Area; effective December 2020, 17,514 sf at \$0.49/sf for Ready Car Parking Area and 30,832 sf at \$0.49/sf for Common Area.

e - Due to the COVID-19 pandemic, beginning June 1, 2021 to September 30, 2021, Minimum Annual Guarantee (MAG) rent is abated. Any annual percentage rent due over the MAG amount shall be reconciled at the end of Lessee's accounting year.

PM 1121-390-35 (d)
PM 1121-390-47 (e)

ENTERPRISE RENT-A-CAR COMPANY OF LOS ANGELES, LLC
dba ENTERPRISE RENT-A-CAR
LEASE AGREEMENT - RENTAL CAR CONCESSION

LEASE EXPIRES 11/30/2029

	MONTHLY GROSS RECEIPTS	MINIMUM RENT OR 10% GROSS (a),(b),(f)	READY CAR PARKING (c)	COMMON AREA RENT (c)
JULY	\$ 912,176	\$ 149,761	\$ 7,692	\$ 6,945
AUGUST	1,047,385	149,761	12,214	6,945
SEPTEMBER	1,024,649	149,761	12,214	6,945
OCTOBER	1,086,705	149,761	12,214	6,945
NOVEMBER	994,810	149,761	12,214	6,945
DECEMBER	661,521	66,152	12,416	7,060
JANUARY	663,423	66,342	12,416	7,060
FEBRUARY	794,937	79,494	12,416	7,060
MARCH	1,327,459	132,746	12,416	7,060
APRIL	1,657,685	165,769	12,416	7,060
MAY	1,725,319	172,532	12,416	7,060
JUNE	2,055,317	53,285	12,416	7,060
TOTALS	\$ 13,951,386	\$ 1,485,125	\$ 143,460	\$ 84,145

	LATE / PENALTY FEES	20-21 MONTHLY REVENUE	19-20 MONTHLY REVENUE	% CHANGE
JULY	\$ -	\$ 164,398	\$ 218,186	-24.65%
AUGUST	-	168,920	206,515	-18.20%
SEPTEMBER	-	168,920	167,731	0.71%
OCTOBER	-	168,920	174,457	-3.17%
NOVEMBER	250	169,170	166,364	1.69%
DECEMBER	-	85,628	164,398	-47.91%
JANUARY	250	86,068	164,398	-47.65%
FEBRUARY	8,646	107,616	164,398	-34.54%
MARCH	250	152,472	164,398	-7.25%
APRIL	-	185,245	164,398	12.68%
MAY	-	192,008	164,398	16.79%
JUNE	-	72,761	165,820	-56.12%
TOTALS	\$ 9,396	\$ 1,722,126	\$ 2,085,461	-17.42%

NOTE:

- a - Effective December 2019, greater of minimum annual guarantee of \$1,797,128 or 10% of gross receipts.
- b - Effective December 2020, greater of minimum annual guarantee of \$1,826,960 or 10% of gross receipts.
- c - Ready Car Parking: Effective December 2019, 16,024 sf at \$0.48/sf for Ready Car Parking Area and 14,469 sf at \$0.48/sf for Common Area; effective August 2020, 25,445 sf at \$0.48/sf for Ready Car Parking Area; effective December 2020, 25,445 sf at \$0.49/sf for Ready Car Parking Area and 14,469 sf at \$0.49/sf for Common Area.
- d - Lease effective December 1, 2013 and expired November 30, 2019.
- e - Lease effective December 1, 2019.
- f - Due to the COVID-19 pandemic, beginning June 1, 2021 to September 30, 2021, Minimum Annual Guarantee (MAG) rent is abated. Any annual percentage rent due over the MAG amount shall be reconciled at the end of Lessee's accounting year.

ENTERPRISE RENT-A-CAR COMPANY OF LOS ANGELES, LLC
dba NATIONAL CAR RENTAL
LEASE AGREEMENT - RENTAL CAR CONCESSION

LEASE EXPIRES 11/30/2029

	MONTHLY GROSS RECEIPTS	MINIMUM RENT OR 10% GROSS (b),(c),(e)	READY CAR PARKING (d)	COMMON AREA RENT (d)
JULY	\$ 572,880	\$ 151,511	\$ 8,728	\$ 8,340
AUGUST	677,651	151,511	8,407	8,340
SEPTEMBER	649,538	151,511	8,407	8,340
OCTOBER	821,839	151,511	8,407	8,340
NOVEMBER	678,704	151,511	8,407	8,340
DECEMBER	531,611	154,026	8,546	8,479
JANUARY	513,375	154,026	8,546	8,479
FEBRUARY	611,678	154,026	8,546	8,479
MARCH	966,515	154,026	8,546	8,479
APRIL	1,201,049	154,026	8,546	8,479
MAY	1,274,146	154,026	8,546	8,479
JUNE	1,537,011	-	8,546	8,479
TOTALS	\$ 10,035,997	\$ 1,681,711	\$ 102,178	\$ 101,053

	LATE / PENALTY FEES	20-21 MONTHLY REVENUE	19-20 MONTHLY REVENUE	% CHANGE
JULY	\$ -	\$ 168,579	\$ -	N/A
AUGUST	-	168,258	-	N/A
SEPTEMBER	-	168,258	-	N/A
OCTOBER	-	168,258	-	N/A
NOVEMBER	250	168,508	-	N/A
DECEMBER	-	171,051	168,579	1.47%
JANUARY	-	171,051	168,579	1.47%
FEBRUARY	8,613	179,664	168,579	6.58%
MARCH	-	171,051	168,579	1.47%
APRIL	-	171,051	168,579	1.47%
MAY	-	171,051	168,579	1.47%
JUNE	-	17,025	182,634	-90.68%
TOTALS	\$ 8,863	\$ 1,893,805	\$ 1,194,108	58.60%

NOTE:

a - Lease effective December 1, 2019.

b - Effective December 2019, greater of minimum annual guarantee of \$1,818,128 or 10% of gross receipts.

c - Effective December 2020, greater of minimum annual guarantee of \$1,848,309 or 10% of gross receipts.

d - Ready Car Parking: Effective December 2019, 18,184 sf at \$0.48/sf for Ready Car Parking Area and 17,376 sf at \$0.48/sf for Common Area; effective August 2020, 17,514 sf at \$0.48/sf for Ready Car Parking Area; effective December 2020, 17,514 sf at \$0.49/sf for Ready Car Parking Area and 17,376 sf at \$0.49/sf for Common Area.

e - Due to the COVID-19 pandemic, beginning June 1, 2021 to September 30, 2021, Minimum Annual Guarantee (MAG) rent is abated. Any annual percentage rent due over the MAG amount shall be reconciled at the end of Lessee's accounting year.

THE HERTZ CORPORATION
LEASE AGREEMENT - RENTAL CAR CONCESSION

LEASE EXPIRED 11/30/2019

	ATLANTIC AVIATION FBO GROSS RECEIPTS	ACI FBO GROSS RECEIPTS (d)	HERTZ TERMINAL GROSS RECEIPTS	DOLLAR TERMINAL GROSS RECEIPTS	MONTHLY GROSS RECEIPTS	MINIMUM RENT OR 10% GROSS (a)
JULY	\$ -	\$ -	\$ -	\$ -	\$ -	\$ -
AUGUST	-	-	-	-	-	-
SEPTEMBER	-	-	-	-	-	-
OCTOBER	-	-	-	-	-	-
NOVEMBER	-	-	-	-	-	-
DECEMBER	-	-	-	-	-	-
JANUARY	-	-	-	-	-	-
FEBRUARY	-	-	-	-	-	-
MARCH	-	-	-	-	-	-
APRIL	-	-	-	-	-	-
MAY	-	-	-	-	-	-
JUNE	-	-	-	-	-	-
TOTALS	\$ -	\$ -	\$ -	\$ -	\$ -	\$ -

	READY CAR PARKING (b)	LATE / PENALTY FEES	20-21 MONTHLY REVENUE	19-20 MONTHLY REVENUE	% CHANGE
JULY	\$ -	\$ -	\$ -	\$ 390,797	-100.00%
AUGUST	-	-	-	390,797	-100.00%
SEPTEMBER	-	-	-	390,797	-100.00%
OCTOBER	-	-	-	390,797	-100.00%
NOVEMBER	-	-	-	390,797	-100.00%
DECEMBER	-	-	-	-	N/A
JANUARY	-	-	-	-	N/A
FEBRUARY	-	-	-	-	N/A
MARCH	-	-	-	-	N/A
APRIL	-	-	-	-	N/A
MAY	-	-	-	-	N/A
JUNE	-	-	-	-	N/A
TOTALS	\$ -	\$ -	\$ -	\$ 1,953,985	-100.00%

NOTE:

- a - Greater of minimum annual guarantee of \$4,010,000 or 10% of gross receipts.
b - Ready Car Parking: Effective December 2018, 43,100 sf at \$0.56/sf for East Parking Structure and 43,325 sf at \$0.75/sf for Overflow-East Parking Structure.
c - Lease effective December 1, 2013 and expired November 30, 2019.
d - Aviation Consultants' lease effective on April 1, 2017.

THE HERTZ CORPORATION
dba DOLLAR RENT A CAR
LEASE AGREEMENT - RENTAL CAR CONCESSION

LEASE EXPIRES 11/30/2029

	MONTHLY GROSS RECEIPTS	MINIMUM RENT OR 10% GROSS (b),(c),(e),(f)	READY CAR PARKING (d)	COMMON AREA RENT (d)
JULY	\$ 177,966	\$ 55,722	\$ 8,673	\$ 8,288
AUGUST	210,075	55,722	4,138	8,288
SEPTEMBER	304,940	55,722	4,138	8,288
OCTOBER	370,828	55,722	4,138	8,288
NOVEMBER	286,379	55,722	4,138	8,288
DECEMBER	203,863	56,647	4,206	8,425
JANUARY	211,590	56,647	4,206	8,425
FEBRUARY	186,498	56,647	4,206	8,425
MARCH	304,068	56,647	4,206	8,425
APRIL	335,039	56,647	4,206	8,425
MAY	454,799	56,647	4,206	8,425
JUNE	783,102	-	4,206	8,425
TOTALS	\$ 3,829,147	\$ 618,492	\$ 54,667	\$ 100,415

	LATE / PENALTY FEES	20-21 MONTHLY REVENUE	19-20 MONTHLY REVENUE	% CHANGE
JULY	\$ -	\$ 72,683	\$ -	N/A
AUGUST	-	68,148	-	N/A
SEPTEMBER	-	68,148	-	N/A
OCTOBER	-	68,148	-	N/A
NOVEMBER	3,492	71,640	-	N/A
DECEMBER	2,886	72,164	72,683	-0.71%
JANUARY	-	69,278	72,683	-4.68%
FEBRUARY	-	69,278	72,683	-4.68%
MARCH	10,827	80,105	72,683	10.21%
APRIL	5,000	74,278	75,427	-1.52%
MAY	-	69,278	72,683	-4.68%
JUNE	-	12,631	72,683	-82.62%
TOTALS	\$ 22,205	\$ 795,779	\$ 511,525	55.57%

NOTE:

- a - Lease effective December 1, 2019.
- b - Effective December 2019, greater of minimum annual guarantee of \$668,662 or 10% of gross receipts.
- c - Effective December 2020, greater of minimum annual guarantee of \$679,762 or 10% of gross receipts.
- d - Ready Car Parking: Effective December 2019, 18,069 sf at \$0.48/sf for Ready Car Parking Area and 17,266 sf at \$0.48/sf for Common Area; effective August 2020, 8,620 sf at \$0.48/sf for Ready Car Parking Area; effective December 2020, 8,620 sf at \$0.49/sf for Ready Car Parking Area and 17,266 sf at \$0.49/sf for Common Area.
- e - Due to the COVID-19 pandemic, beginning March 1, 2020 to September 30, 2020, minimum monthly fee is deferred. Lessee is required to continue payment of percentage rent during the deferral period. All deferred rent shall be paid by June 30, 2021.
- f - Due to the COVID-19 pandemic, beginning June 1, 2021 to September 30, 2021, Minimum Annual Guarantee (MAG) rent is abated. Any annual percentage rent due over the MAG amount shall be reconciled at the end of Lessee's accounting year.

THE HERTZ CORPORATION
dba HERTZ
LEASE AGREEMENT - RENTAL CAR CONCESSION

LEASE EXPIRES 11/30/2029

	CLAY LACY FBO GROSS RECEIPTS	ACI FBO GROSS RECEIPTS	HERTZ TERMINAL GROSS RECEIPTS	MONTHLY GROSS RECEIPTS	MINIMUM RENT OR 10% GROSS (b),(c),(e),(f)	READY CAR PARKING (d)
JULY	\$ 9,064	\$ 11,906	\$ 650,599	\$ 671,569	\$ 231,080	\$ 18,440
AUGUST	18,158	25,083	740,528	783,769	231,080	16,550
SEPTEMBER	14,324	14,513	827,247	856,084	231,080	16,550
OCTOBER	6,946	13,495	898,865	919,306	231,080	16,550
NOVEMBER	8,607	10,232	702,065	720,904	231,080	16,550
DECEMBER	6,013	10,864	526,029	542,906	234,916	16,825
JANUARY	8,568	8,255	535,121	551,944	234,916	16,825
FEBRUARY	2,837	10,675	552,389	565,901	234,916	16,825
MARCH	700	13,767	857,781	872,248	234,916	16,825
APRIL	3,398	28,914	1,214,343	1,246,655	234,916	16,825
MAY	5,270	18,789	1,686,644	1,710,703	234,916	16,825
JUNE	12,745	27,368	2,013,957	2,054,070	-	16,825
TOTALS	\$ 96,630	\$ 193,861	\$ 11,205,568	\$ 11,496,059	\$ 2,564,896	\$ 202,415

	COMMON AREA RENT (d)	OVERFLOW PARKING RENT (d)	LATE / PENALTY FEES	20-21 MONTHLY REVENUE	19-20 MONTHLY REVENUE	% CHANGE
JULY	\$ 16,651	\$ 40,500	\$ -	\$ 306,671	\$ -	N/A
AUGUST	16,651	40,500	-	304,781	-	N/A
SEPTEMBER	16,651	29,250	-	293,531	-	N/A
OCTOBER	16,651	-	-	264,281	-	N/A
NOVEMBER	16,651	-	7,118	271,399	-	N/A
DECEMBER	16,927	-	11,654	280,322	266,171	5.32%
JANUARY	16,927	-	250	268,918	266,171	1.03%
FEBRUARY	16,927	-	-	268,668	266,171	0.94%
MARCH	16,927	-	10,827	279,495	286,421	-2.42%
APRIL	16,927	-	5,000	273,668	306,671	-10.76%
MAY	16,927	-	-	268,668	306,671	-12.39%
JUNE	16,927	-	-	33,752	306,671	-88.99%
TOTALS	\$ 201,744	\$ 110,250	\$ 34,849	\$ 3,114,154	\$ 2,004,947	55.32%

NOTE:

- a - Lease effective December 1, 2019.
- b - Effective December 2019, greater of minimum annual guarantee of \$2,772,965 or 10% of gross receipts.
- c - Effective December 2020, greater of minimum annual guarantee of \$2,818,996 or 10% of gross receipts.
- d - Ready Car Parking: Effective December 2019, 38,417 sf at \$0.48/sf for Ready Car Parking Area and 34,689 sf at \$0.48/sf for Common Area; effective March 17, 2020, 90,000 sf at \$0.45/sf for Overflow Parking; effective August 2020, 34,480 sf at \$0.48/sf for Ready Car Parking Area; effective September 6, 2020, 60,000 sf at \$0.45/sf for Overflow Parking through September 30, 2020; effective December 2020, 34,480 sf at \$0.49/sf for Ready Car Parking Area and 34,689 sf at \$0.49/sf for Common Area.
- e - Due to the COVID-19 pandemic, beginning March 1, 2020 to September 30, 2020, minimum monthly fee is deferred. Lessee is required to continue payment of percentage rent during the deferral period. All deferred rent shall be paid by June 30, 2021.
- f - Due to the COVID-19 pandemic, beginning June 1, 2021 to September 30, 2021, Minimum Annual Guarantee (MAG) rent is abated. Any annual percentage rent due over the MAG amount shall be reconciled at the end of Lessee's accounting year.

THE HERTZ CORPORATION
dba HERTZ (Operating as Thrifty Car Rental)
LEASE AGREEMENT - RENTAL CAR CONCESSION

LEASE EXPIRES 11/30/2029

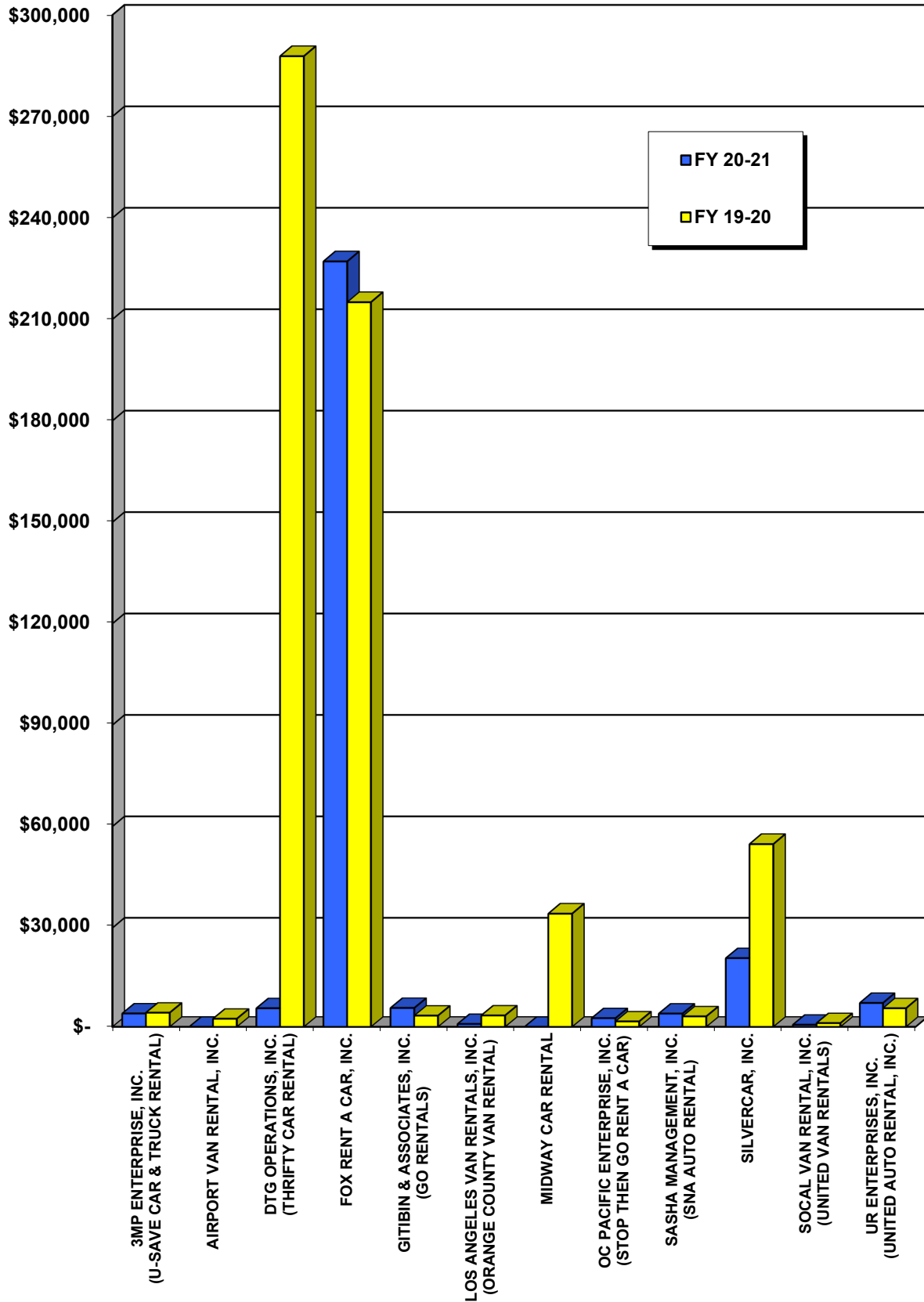
	MONTHLY GROSS RECEIPTS	MONTHLY REVENUE 10% GROSS (c)	READY CAR PARKING (d)	COMMON AREA RENT (d)
JULY	\$ -	\$ -	\$ -	\$ -
AUGUST	-	-	-	-
SEPTEMBER	-	-	-	-
OCTOBER	64,919	6,492	5,904	5,331
NOVEMBER	253,222	25,322	5,904	5,331
DECEMBER	218,599	21,860	6,002	5,420
JANUARY	238,932	23,893	6,002	5,420
FEBRUARY	240,441	24,044	6,002	5,420
MARCH	334,039	33,404	6,002	5,420
APRIL	544,379	54,438	6,002	5,420
MAY	616,277	61,628	6,002	5,420
JUNE	587,547	58,755	6,002	5,420
TOTALS	\$ 3,098,355	\$ 309,836	\$ 53,822	\$ 48,602

	LATE / PENALTY FEES	20-21 MONTHLY REVENUE	19-20 MONTHLY REVENUE	% CHANGE
JULY	\$ -	\$ -	\$ -	N/A
AUGUST	-	-	-	N/A
SEPTEMBER	-	-	-	N/A
OCTOBER	-	17,727	-	N/A
NOVEMBER	-	36,557	-	N/A
DECEMBER	-	33,282	-	N/A
JANUARY	-	35,315	-	N/A
FEBRUARY	-	35,466	-	N/A
MARCH	-	44,826	-	N/A
APRIL	2,573	68,433	-	N/A
MAY	4,203	77,253	-	N/A
JUNE	8,927	79,104	-	N/A
TOTALS	\$ 15,703	\$ 427,963	\$ -	N/A

NOTE:

- a - Lease effective December 1, 2019 and the Date of Beneficial Occupancy is October 1, 2020.
- b - Effective September 29, 2020, Consent to Assignment, from The Hertz Corporation dba Thrifty Car Rental to The Hertz Corporation dba Hertz (Assignee) was approved, and minimum annual guarantee was eliminated in its entirety. Assignee is licensed and authorized to use the trademarks associated with the Thrifty brand.
- c - Effective October 2020, monthly rent is 10% of gross receipts.
- d - Ready Car Parking: Effective October 2020, 12,301 sf at \$0.48/sf for Ready Car Parking Area and 11,107 sf at \$0.48/sf for Common Area; effective December 2020, 12,301 sf at \$0.49/sf for Ready Car Parking Area and 11,107 sf at \$0.49/sf for Common Area.

OFF AIRPORT RENTAL CAR SUMMARY



**RENTAL CAR SUMMARY FOR FY 2020-2021
OFF AIRPORT**

LICENSEE	GROSS RECEIPTS	MONTHLY REVENUE 9% GROSS (a)	READY CAR PARKING	LATE / PENALTY FEES	20-21 TOTAL REVENUE	19-20 TOTAL REVENUE	% CHANGE
3MP ENTERPRISE, INC. (U-SAVE CAR & TRUCK RENTAL)	\$ 45,083	\$ 4,057	\$ -	\$ -	\$ 4,057	\$ 4,301	-5.67%
AIRPORT VAN RENTAL, INC.	-	-	-	-	-	2,448	-100.00%
DTG OPERATIONS, INC. (THRIFTY CAR RENTAL)	62,859	5,658	-	-	5,658	287,802	-98.03%
FOX RENT A CAR, INC.	2,520,278	226,824	-	276	227,100	215,039	5.61%
GITIBIN & ASSOCIATES, INC. (GO RENTALS)	63,829	5,744	-	-	5,744	3,406	68.64%
LOS ANGELES VAN RENTALS, INC. (ORANGE COUNTY VAN RENTAL)	9,557	859	-	-	859	3,457	-75.15%
MIDWAY CAR RENTAL	-	-	-	-	-	34,185	-100.00%
OC PACIFIC ENTERPRISE, INC. (STOP THEN GO RENT A CAR)	29,155	2,625	-	-	2,625	1,635	60.55%
SASHA MANAGEMENT, INC. (SNA AUTO RENTAL)	43,625	3,926	-	104	4,030	3,175	26.93%
SILVERCAR, INC.	32,630	2,937	17,713	292	20,942	54,755	-61.75%
SOCAL VAN RENTAL, INC. (UNITED VAN RENTALS)	5,894	530	-	101	631	1,123	-43.81%
UR ENTERPRISES, INC. (UNITED AUTO RENTAL, INC.)	80,854	7,276	-	-	7,276	5,659	28.57%
TOTALS	\$ 2,893,764	\$ 260,436	\$ 17,713	\$ 773	\$ 278,922	\$ 616,985	-54.79%

NOTE:

a - Licensees paid 9% of gross receipts unless otherwise noted in the individual schedules.

3MP ENTERPRISE, INC.
dba U-SAVE CAR & TRUCK RENTAL
OFF AIRPORT RENTAL CAR LICENSE

LICENSE EXPIRES 09/18/2023

	MONTHLY GROSS RECEIPTS	MONTHLY REVENUE 9% GROSS	LATE / PENALTY FEES	20-21 MONTHLY REVENUE	19-20 MONTHLY REVENUE	% CHANGE
JULY	\$ 3,886	\$ 350	\$ -	\$ 350	\$ 514	-31.91%
AUGUST	3,802	342	-	342	409	-16.38%
SEPTEMBER	3,930	354	-	354	348	1.72%
OCTOBER	3,868	348	-	348	446	-21.97%
NOVEMBER	4,304	387	-	387	544	-28.86%
DECEMBER	2,480	223	-	223	641	-65.21%
JANUARY	2,378	214	-	214	384	-44.27%
FEBRUARY	2,775	250	-	250	427	-41.45%
MARCH	4,157	374	-	374	113	230.97%
APRIL	3,889	350	-	350	20	1650.00%
MAY	4,469	402	-	402	93	332.26%
JUNE	5,145	463	-	463	362	27.90%
TOTALS	\$ 45,083	\$ 4,057	\$ -	\$ 4,057	\$ 4,301	-5.67%

NOTE:

a - License effective September 19, 2018.

AIRPORT VAN RENTAL, INC.
OFF AIRPORT RENTAL CAR LICENSE

LICENSE TERMINATED 11/01/2019

	MONTHLY GROSS RECEIPTS	MONTHLY REVENUE 9% GROSS	LATE / PENALTY FEES	20-21 MONTHLY REVENUE	19-20 MONTHLY REVENUE	% CHANGE
JULY	\$ -	\$ -	\$ -	\$ -	\$ 1,109	-100.00%
AUGUST	-	-	-	-	920	-100.00%
SEPTEMBER	-	-	-	-	105	-100.00%
OCTOBER	-	-	-	-	-	N/A
NOVEMBER	-	-	-	-	-	N/A
DECEMBER	-	-	-	-	-	N/A
JANUARY	-	-	-	-	314	-100.00%
FEBRUARY	-	-	-	-	-	N/A
MARCH	-	-	-	-	-	N/A
APRIL	-	-	-	-	-	N/A
MAY	-	-	-	-	-	N/A
JUNE	-	-	-	-	-	N/A
TOTALS	\$ -	\$ -	\$ -	\$ -	\$ 2,448	-100.00%

NOTE:

a - License effective July 8, 2013 and terminated November 1, 2019.

DTG OPERATIONS, INC.
dba THRIFTY CAR RENTAL
OFF AIRPORT RENTAL CAR LICENSE
LICENSE TERMINATED 09/24/2020

	MONTHLY GROSS RECEIPTS	MONTHLY REVENUE 9% GROSS	LATE / PENALTY FEES	20-21 MONTHLY REVENUE	19-20 MONTHLY REVENUE	% CHANGE
JULY	\$ 13,006	\$ 1,171	\$ -	\$ 1,171	\$ 36,132	-96.76%
AUGUST	41,108	3,700	-	3,700	40,015	-90.75%
SEPTEMBER	8,745	787	-	787	34,100	-97.69%
OCTOBER	-	-	-	-	31,461	-100.00%
NOVEMBER	-	-	-	-	23,464	-100.00%
DECEMBER	-	-	-	-	30,231	-100.00%
JANUARY	-	-	-	-	32,689	-100.00%
FEBRUARY	-	-	-	-	28,831	-100.00%
MARCH	-	-	-	-	19,760	-100.00%
APRIL	-	-	-	-	4,738	-100.00%
MAY	-	-	-	-	4,225	-100.00%
JUNE	-	-	-	-	2,156	-100.00%
TOTALS	\$ 62,859	\$ 5,658	\$ -	\$ 5,658	\$ 287,802	-98.03%

NOTE:

a - License effective May 1, 2019 and terminated September 24, 2020.

FOX RENT A CAR, INC.
OFF AIRPORT RENTAL CAR LICENSE

LICENSE EXPIRES 01/31/2023

	MONTHLY GROSS RECEIPTS	MONTHLY REVENUE 9% GROSS	LATE / PENALTY FEES	20-21 MONTHLY REVENUE	19-20 MONTHLY REVENUE	% CHANGE
JULY	\$ 204,318	\$ 18,389	\$ -	\$ 18,389	\$ 30,610	-39.92%
AUGUST	179,766	16,179	-	16,179	21,520	-24.82%
SEPTEMBER	169,327	15,239	-	15,239	18,406	-17.21%
OCTOBER	176,691	15,902	-	15,902	21,369	-25.58%
NOVEMBER	152,703	13,743	-	13,743	26,917	-48.94%
DECEMBER	94,876	8,539	-	8,539	18,198	-53.08%
JANUARY	130,615	11,755	-	11,755	22,082	-46.77%
FEBRUARY	158,083	14,228	-	14,228	19,570	-27.30%
MARCH	296,661	26,699	276	26,975	9,957	170.91%
APRIL	298,516	26,866	-	26,866	3,456	677.37%
MAY	327,688	29,492	-	29,492	7,571	289.54%
JUNE	331,034	29,793	-	29,793	15,383	93.67%
TOTALS	\$ 2,520,278	\$ 226,824	\$ 276	\$ 227,100	\$ 215,039	5.61%

NOTE:

a - License effective February 1, 2018.

GITIBIN & ASSOCIATES, INC.
dba GO RENTALS
OFF AIRPORT RENTAL CAR LICENSE
MONTH TO MONTH

	MONTHLY GROSS RECEIPTS	MONTHLY REVENUE 9% GROSS	LATE / PENALTY FEES	20-21 MONTHLY REVENUE	19-20 MONTHLY REVENUE	% CHANGE
JULY	\$ 1,740	\$ 157	\$ -	\$ 157	\$ 371	-57.68%
AUGUST	7,712	694	-	694	644	7.76%
SEPTEMBER	990	89	-	89	463	-80.78%
OCTOBER	6,510	586	-	586	198	195.96%
NOVEMBER	8,083	727	-	727	232	213.36%
DECEMBER	1,154	104	-	104	86	20.93%
JANUARY	13,459	1,211	-	1,211	889	36.22%
FEBRUARY	2,878	259	-	259	290	-10.69%
MARCH	9,531	858	-	858	203	322.66%
APRIL	4,900	441	-	441	-	100.00%
MAY	5,816	523	-	523	-	100.00%
JUNE	1,056	95	-	95	30	216.67%
TOTALS	\$ 63,829	\$ 5,744	\$ -	\$ 5,744	\$ 3,406	68.64%

NOTE:

a - License effective April 1, 2016 and expired March 31, 2021.

LOS ANGELES VAN RENTALS, INC.
dba ORANGE COUNTY VAN RENTAL
OFF AIRPORT RENTAL CAR LICENSE

LICENSE EXPIRES 08/28/2023

	MONTHLY GROSS RECEIPTS	MONTHLY REVENUE 9% GROSS	LATE / PENALTY FEES	20-21 MONTHLY REVENUE	19-20 MONTHLY REVENUE	% CHANGE
JULY	\$ 770	\$ 69	\$ -	\$ 69	\$ 1,644	-95.80%
AUGUST	861	77	-	77	151	-49.01%
SEPTEMBER	99	9	-	9	75	-88.00%
OCTOBER	-	-	-	-	72	-100.00%
NOVEMBER	260	23	-	23	157	-85.35%
DECEMBER	1,200	108	-	108	905	-88.07%
JANUARY	-	-	-	-	144	-100.00%
FEBRUARY	1,036	93	-	93	185	-49.73%
MARCH	-	-	-	-	24	-100.00%
APRIL	-	-	-	-	-	0.00%
MAY	776	70	-	70	100	-30.00%
JUNE	4,555	410	-	410	-	100.00%
TOTALS	\$ 9,557	\$ 859	\$ -	\$ 859	\$ 3,457	-75.15%

NOTE:

a - License effective August 29, 2018.

MIDWAY CAR RENTAL
OFF AIRPORT RENTAL CAR LICENSE
 LICENSE TERMINATED 02/20/2020

	MONTHLY GROSS RECEIPTS	MONTHLY REVENUE 9% GROSS	LATE / PENALTY FEES	20-21 MONTHLY REVENUE	19-20 MONTHLY REVENUE	% CHANGE
JULY	\$ -	\$ -	\$ -	\$ -	\$ 4,766	-100.00%
AUGUST	-	-	-	-	9,606	-100.00%
SEPTEMBER	-	-	-	-	3,911	-100.00%
OCTOBER	-	-	-	-	4,010	-100.00%
NOVEMBER	-	-	-	-	4,382	-100.00%
DECEMBER	-	-	-	-	4,887	-100.00%
JANUARY	-	-	-	-	2,324	-100.00%
FEBRUARY	-	-	-	-	299	-100.00%
MARCH	-	-	-	-	-	N/A
APRIL	-	-	-	-	-	N/A
MAY	-	-	-	-	-	N/A
JUNE	-	-	-	-	-	N/A
TOTALS	\$ -	\$ -	\$ -	\$ -	\$ 34,185	-100.00%

NOTE:

a - License effective July 1, 2018 and terminated February 20, 2020.

OC PACIFIC ENTERPRISE, INC.
dba STOP THEN GO RENT A CAR
OFF AIRPORT RENTAL CAR LICENSE
MONTH TO MONTH

	MONTHLY GROSS RECEIPTS	MONTHLY REVENUE 9% GROSS	LATE / PENALTY FEES	20-21 MONTHLY REVENUE	19-20 MONTHLY REVENUE	% CHANGE
JULY	\$ 817	\$ 74	\$ -	\$ 74	\$ 231	-67.97%
AUGUST	1,054	95	-	95	272	-65.07%
SEPTEMBER	1,226	110	-	110	174	-36.78%
OCTOBER	1,377	124	-	124	122	1.64%
NOVEMBER	1,084	98	-	98	150	-34.67%
DECEMBER	998	90	-	90	307	-70.68%
JANUARY	652	59	-	59	119	-50.42%
FEBRUARY	979	88	-	88	94	-6.38%
MARCH	2,391	215	-	215	107	100.93%
APRIL	4,794	431	-	431	-	100.00%
MAY	5,539	499	-	499	-	100.00%
JUNE	8,244	742	-	742	59	1157.63%
TOTALS	\$ 29,155	\$ 2,625	\$ -	\$ 2,625	\$ 1,635	60.55%

NOTE:

a - License effective March 8, 2016 and expired March 7, 2021.

SASHA MANAGEMENT, INC.
dba SNA AUTO RENTAL
OFF AIRPORT RENTAL CAR LICENSE
MONTH TO MONTH

	MONTHLY GROSS RECEIPTS	MONTHLY REVENUE 9% GROSS	LATE / PENALTY FEES	20-21 MONTHLY REVENUE	19-20 MONTHLY REVENUE	% CHANGE
JULY	\$ 1,949	\$ 175	\$ -	\$ 175	\$ 364	-51.92%
AUGUST	2,333	210	-	210	326	-35.58%
SEPTEMBER	1,830	165	-	165	317	-47.95%
OCTOBER	1,263	114	-	114	402	-71.64%
NOVEMBER	2,473	223	-	223	296	-24.66%
DECEMBER	1,443	130	-	130	559	-76.74%
JANUARY	616	55	-	55	437	-87.41%
FEBRUARY	992	89	-	89	217	-58.99%
MARCH	4,744	427	-	427	110	288.18%
APRIL	5,615	505	-	505	147	243.54%
MAY	10,247	922	-	922	-	100.00%
JUNE	10,120	911	104	1,015	-	100.00%
TOTALS	\$ 43,625	\$ 3,926	\$ 104	\$ 4,030	\$ 3,175	26.93%

NOTE:

a - License effective February 10, 2016 and expired February 9, 2021.

PM 1121-296-86 (a)
 PM 1121-296-92 (b)

SILVERCAR, INC.
OFF AIRPORT RENTAL CAR LICENSES
 LICENSES TERMINATED DECEMBER 2020

	MONTHLY GROSS RECEIPTS	MONTHLY REVENUE 9% GROSS	READY CAR PARKING (c)	LATE / PENALTY FEES	20-21 MONTHLY REVENUE	19-20 MONTHLY REVENUE	% CHANGE
JULY	\$ 13,670	\$ 1,230	\$ 3,054	\$ 146	\$ 4,430	\$ 6,178	-28.29%
AUGUST	14,610	1,315	3,054	-	4,369	4,799	-8.96%
SEPTEMBER	4,350	392	3,054	-	3,446	4,211	-18.17%
OCTOBER	-	-	3,054	-	3,054	4,221	-27.65%
NOVEMBER	-	-	3,054	146	3,200	3,850	-16.88%
DECEMBER	-	-	2,443	-	2,443	4,954	-50.69%
JANUARY	-	-	-	-	-	5,151	-100.00%
FEBRUARY	-	-	-	-	-	4,997	-100.00%
MARCH	-	-	-	-	-	4,906	-100.00%
APRIL	-	-	-	-	-	3,269	-100.00%
MAY	-	-	-	-	-	4,147	-100.00%
JUNE	-	-	-	-	-	4,072	-100.00%
TOTALS	\$ 32,630	\$ 2,937	\$ 17,713	\$ 292	\$ 20,942	\$ 54,755	-61.75%

NOTE:

- a - Off Airport license effective April 30, 2018 and terminated December 11, 2020.
- b - Rental Car Parking license effective April 1, 2019 and terminated December 24, 2020.
- c - Ready Car Parking: Effective April 1, 2019, 1,283 sf at \$0.75/sf for Main Street Lot; effective March 16, 2020, an additional 2,789 sf at \$0.75/sf for Main Street Lot. Monthly Ready Car Parking is \$3,054.

SOCAL VAN RENTAL, INC.
dba UNITED VAN RENTALS
OFF AIRPORT RENTAL CAR LICENSE
MONTH TO MONTH

	MONTHLY GROSS RECEIPTS	MONTHLY REVENUE 9% GROSS	LATE / PENALTY FEES	20-21 MONTHLY REVENUE	19-20 MONTHLY REVENUE	% CHANGE
JULY	\$ -	\$ -	\$ -	\$ -	\$ 330	-100.00%
AUGUST	-	-	-	-	70	-100.00%
SEPTEMBER	-	-	-	-	93	-100.00%
OCTOBER	-	-	-	-	117	-100.00%
NOVEMBER	-	-	-	-	-	0.00%
DECEMBER	-	-	-	-	83	-100.00%
JANUARY	-	-	-	-	229	-100.00%
FEBRUARY	1,068	96	-	96	97	-1.03%
MARCH	735	66	-	66	-	100.00%
APRIL	361	32	-	32	104	-69.23%
MAY	951	86	101	187	-	100.00%
JUNE	2,779	250	-	250	-	100.00%
TOTALS	\$ 5,894	\$ 530	\$ 101	\$ 631	\$ 1,123	-43.81%

NOTE:

a - License effective February 1, 2016 and expired January 31, 2021.

UR ENTERPRISES, INC.
dba UNITED AUTO RENTAL, INC.
OFF AIRPORT RENTAL CAR LICENSE
 LICENSE EXPIRES 06/30/2024

	MONTHLY GROSS RECEIPTS	MONTHLY REVENUE 9% GROSS	LATE / PENALTY FEES	20-21 MONTHLY REVENUE	19-20 MONTHLY REVENUE	% CHANGE
JULY	\$ 4,311	\$ 388	\$ -	\$ 388	\$ 970	-60.00%
AUGUST	5,358	482	-	482	1,119	-56.93%
SEPTEMBER	4,701	423	-	423	344	22.97%
OCTOBER	2,435	219	-	219	345	-36.52%
NOVEMBER	863	78	-	78	506	-84.58%
DECEMBER	2,138	192	-	192	782	-75.45%
JANUARY	811	73	-	73	514	-85.80%
FEBRUARY	1,782	160	-	160	528	-69.70%
MARCH	4,883	439	-	439	315	39.37%
APRIL	12,130	1,092	-	1,092	160	582.50%
MAY	19,701	1,773	-	1,773	18	9750.00%
JUNE	21,741	1,957	-	1,957	58	3274.14%
TOTALS	\$ 80,854	\$ 7,276	\$ -	\$ 7,276	\$ 5,659	28.57%

NOTE:

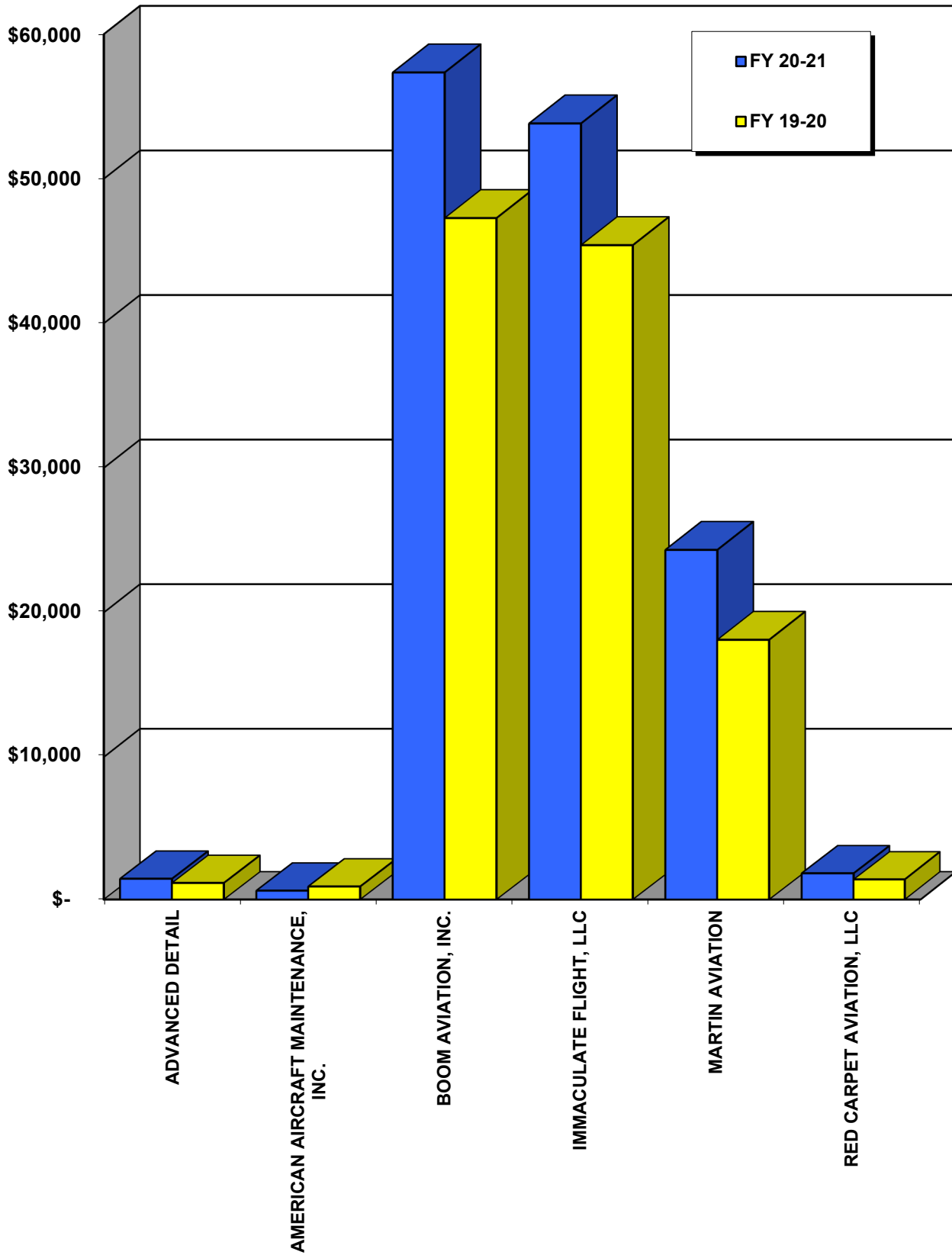
b - License effective July 1, 2019.

WASH AND WAX

WASH AND WAX



WASH AND WAX SUMMARY



WASH & WAX LICENSE SUMMARY FOR FY 2020-2021

LICENSEE	LATE / PENALTY		20-21	19-20	% CHANGE
	REVENUE	FEES	TOTAL REVENUE	TOTAL REVENUE	
ADVANCED DETAIL	\$ 800	\$ 672	\$ 1,472	\$ 1,172	25.60%
AMERICAN AIRCRAFT MAINTENANCE, INC.	400	227	627	919	-31.77%
BOOM AVIATION, INC.	57,351	-	57,351	47,278	21.31%
IMMACULATE FLIGHT, LLC	53,511	312	53,823	45,403	18.55%
MARTIN AVIATION	24,326	-	24,326	18,105	34.36%
RED CARPET AVIATION, LLC	1,857	-	1,857	1,422	30.59%
TOTALS	\$ 138,245	\$ 1,211	\$ 139,456	\$ 114,299	22.01%

ADVANCED DETAIL
WASH & WAX LICENSE
 UPON WRITTEN NOTICE

	WASH & WAX GROSS RECEIPTS	REVENUE 15% GROSS OR \$200/QTR	LATE / PENALTY FEES	20-21 QUARTERLY REVENUE	19-20 QUARTERLY REVENUE	% CHANGE
JUL-SEP	\$ 400	\$ 200	\$ 457	\$ 657	\$ 321	104.67%
OCT-DEC	800	200	-	200	321	-37.69%
JAN-MAR	750	200	-	200	200	0.00%
APR-JUN	200	200	215	415	330	25.76%
TOTALS	\$ 2,150	\$ 800	\$ 672	\$ 1,472	\$ 1,172	25.60%

AMERICAN AIRCRAFT MAINTENANCE, INC.**WASH & WAX LICENSE**

LICENSE TERMINATED 10/19/2020

	WASH & WAX GROSS RECEIPTS	REVENUE 15% GROSS OR \$200/QTR	LATE / PENALTY FEES	20-21 QUARTERLY REVENUE	19-20 QUARTERLY REVENUE	% CHANGE
JUL-SEP	\$ -	\$ 200	\$ -	\$ 200	\$ 209	-4.31%
OCT-DEC	-	200	227	427	310	37.74%
JAN-MAR	-	-	-	-	200	-100.00%
APR-JUN	-	-	-	-	200	-100.00%
TOTALS	\$ -	\$ 400	\$ 227	\$ 627	\$ 919	-31.77%

NOTE:

a - License effective July 27, 2017 and terminated October 19, 2020.

BOOM AVIATION, INC.
WASH & WAX LICENSE
 UPON WRITTEN NOTICE

	WASH & WAX GROSS RECEIPTS	REVENUE 15% GROSS OR \$200/QTR	LATE / PENALTY FEES	20-21 QUARTERLY REVENUE	19-20 QUARTERLY REVENUE	% CHANGE
JUL-SEP	\$ 94,878	\$ 14,232	\$ -	\$ 14,232	\$ 13,594	4.69%
OCT-DEC	88,371	13,256	-	13,256	11,993	10.53%
JAN-MAR	68,113	10,217	-	10,217	10,069	1.47%
APR-JUN	130,972	19,646	-	19,646	11,622	69.04%
TOTALS	\$ 382,334	\$ 57,351	\$ -	\$ 57,351	\$ 47,278	21.31%

NOTE:

a - License effective June 30, 2017.

IMMACULATE FLIGHT, LLC
WASH & WAX LICENSE
 UPON WRITTEN NOTICE

	WASH & WAX GROSS RECEIPTS	REVENUE 15% GROSS OR \$200/QTR	LATE / PENALTY FEES	20-21 QUARTERLY REVENUE	19-20 QUARTERLY REVENUE	% CHANGE
JUL-SEP	\$ 94,097	\$ 14,115	\$ -	\$ 14,115	\$ 12,327	14.50%
OCT-DEC	95,435	14,315	312	14,627	11,880	23.12%
JAN-MAR	86,275	12,941	-	12,941	12,188	6.18%
APR-JUN	80,933	12,140	-	12,140	9,008	34.77%
TOTALS	\$ 356,740	\$ 53,511	\$ 312	\$ 53,823	\$ 45,403	18.55%

MARTIN AVIATION
WASH & WAX LICENSE
 UPON WRITTEN NOTICE

	WASH & WAX GROSS RECEIPTS	REVENUE 15% GROSS OR \$200/QTR	LATE / PENALTY FEES	20-21 QUARTERLY REVENUE	19-20 QUARTERLY REVENUE	% CHANGE
JUL-SEP	\$ 39,110	\$ 5,867	\$ -	\$ 5,867	\$ 3,705	58.35%
OCT-DEC	46,455	6,968	-	6,968	6,042	15.33%
JAN-MAR	35,029	5,254	-	5,254	4,029	30.40%
APR-JUN	41,583	6,237	-	6,237	4,329	44.07%
TOTALS	\$ 162,177	\$ 24,326	\$ -	\$ 24,326	\$ 18,105	34.36%

NOTE:

a - License effective June 9, 2017.

RED CARPET AVIATION, LLC
WASH & WAX LICENSE
UPON WRITTEN NOTICE

	WASH & WAX GROSS RECEIPTS	REVENUE 15% GROSS OR \$200/QTR	LATE / PENALTY FEES	20-21 QUARTERLY REVENUE	19-20 QUARTERLY REVENUE	% CHANGE
JUL-SEP	\$ 2,445	\$ 367	\$ -	\$ 367	\$ 495	-25.86%
OCT-DEC	3,255	488	-	488	343	42.27%
JAN-MAR	3,765	565	-	565	279	102.51%
APR-JUN	2,910	437	-	437	305	43.28%
TOTALS	\$ 12,375	\$ 1,857	\$ -	\$ 1,857	\$ 1,422	30.59%

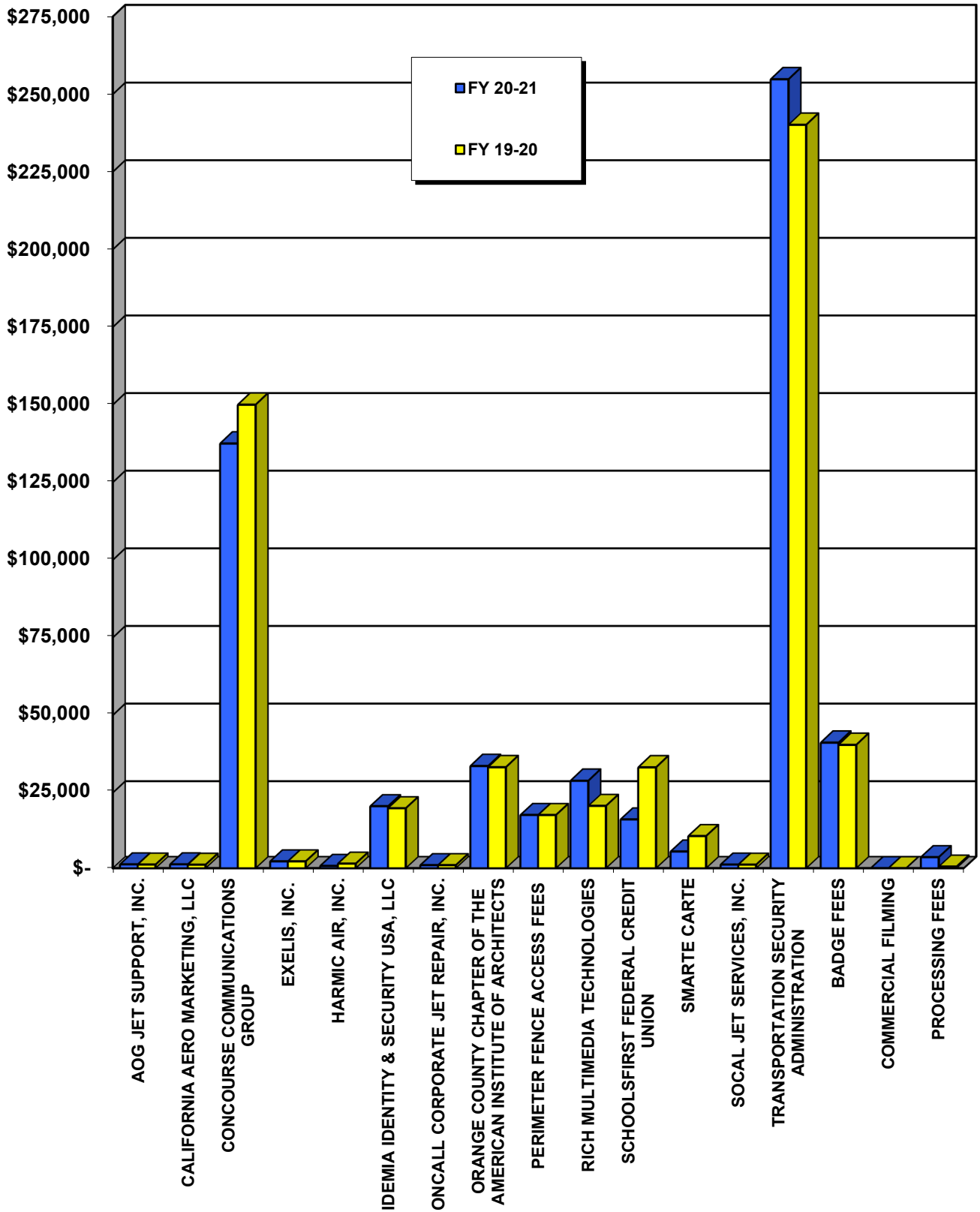
NOTE:

a - License effective July 17, 2018.

MISCELLANEOUS



MISCELLANEOUS SUMMARY



MISCELLANEOUS REVENUE SUMMARY FOR FY 2020-2021

REVENUE TYPE, LESSEE OR LICENSEE	REVENUE	LATE / PENALTY FEES	TOTAL 20-21 REVENUE	TOTAL 19-20 REVENUE	% CHANGE
AOG JET SUPPORT, INC.	\$ 1,000	\$ 253	\$ 1,253	\$ 1,195	4.85%
CALIFORNIA AERO MARKETING, LLC	1,000	267	1,267	1,145	10.66%
CONCOURSE COMMUNICATIONS GROUP	137,500	-	137,500	150,000	-8.33%
EXELIS, INC.	2,256	-	2,256	2,256	0.00%
HARMIC AIR, INC.	750	-	750	1,500	-50.00%
IDEMIA IDENTITY & SECURITY USA, LLC	20,522	-	20,522	19,844	3.42%
ONCALL CORPORATE JET REPAIR, INC.	1,000	-	1,000	1,000	0.00%
ORANGE COUNTY CHAPTER OF THE AMERICAN INSTITUTE OF ARCHITECTS	33,632	-	33,632	33,240	1.18%
PERIMETER FENCE ACCESS FEES	16,814	801	17,615	17,597	0.10%
RICH MULTIMEDIA TECHNOLOGIES	22,876	6,000	28,876	20,626	40.00%
SCHOOLSFIRST FEDERAL CREDIT UNION	15,685	467	16,152	33,200	-51.35%
SMARTE CARTE	190	5,331	5,521	10,637	-48.10%
SOCAL JET SERVICES, INC.	1,000	188	1,188	1,162	2.24%
TRANSPORTATION SECURITY ADMINISTRATION	252,183	2,633	254,816	240,153	6.11%
BADGE FEES (a)	41,159	-	41,159	40,433	1.80%
COMMERCIAL FILMING (a)	-	-	-	-	0.00%
PROCESSING FEES (a),(b)	3,645	-	3,645	520	600.96%
TOTALS	\$ 551,212	\$ 15,940	\$ 567,152	\$ 574,508	-1.28%

NOTE:

a - Individual schedules not included in this report.

b - Processing Fees are charged for staff time expended on contracts and agreements initiated by tenants and other second parties.

AOG JET SUPPORT, INC.
MECHANIC LICENSE
 UPON WRITTEN NOTICE

	QUARTERLY RENT	LATE / PENALTY FEES	20-21 TOTAL REVENUE	19-20 TOTAL REVENUE	% CHANGE
JUL-SEP	\$ 250	\$ 195	\$ 445	\$ 384	15.89%
OCT-DEC	250	-	250	311	-19.61%
JAN-MAR	250	58	308	250	23.20%
APR-JUN	250	-	250	250	0.00%
TOTALS	\$ 1,000	\$ 253	\$ 1,253	\$ 1,195	4.85%

CALIFORNIA AERO MARKETING, LLC
MECHANIC LICENSE
 UPON WRITTEN NOTICE

	QUARTERLY RENT	LATE / PENALTY FEES	20-21 TOTAL REVENUE	19-20 TOTAL REVENUE	% CHANGE
JUL-SEP	\$ 250	\$ 141	\$ 391	\$ 250	56.40%
OCT-DEC	250	61	311	311	0.00%
JAN-MAR	250	65	315	250	26.00%
APR-JUN	250	-	250	334	-25.15%
TOTALS	\$ 1,000	\$ 267	\$ 1,267	\$ 1,145	10.66%

CONCOURSE COMMUNICATIONS GROUP
WIRELESS PUBLIC INTERNET ACCESS AGREEMENT
 AGREEMENT EXPIRES 07/31/2022

	MONTHLY RENT (b),(c)	LATE / PENALTY FEES	20-21 MONTHLY REVENUE	19-20 MONTHLY REVENUE	% CHANGE
JULY	\$ 12,500	\$ -	\$ 12,500	\$ 12,500	0.00%
AUGUST	12,500	-	12,500	12,500	0.00%
SEPTEMBER	12,500	-	12,500	12,500	0.00%
OCTOBER	12,500	-	12,500	12,500	0.00%
NOVEMBER	12,500	-	12,500	12,500	0.00%
DECEMBER	12,500	-	12,500	12,500	0.00%
JANUARY	12,500	-	12,500	12,500	0.00%
FEBRUARY	12,500	-	12,500	12,500	0.00%
MARCH	12,500	-	12,500	12,500	0.00%
APRIL	12,500	-	12,500	12,500	0.00%
MAY	12,500	-	12,500	12,500	0.00%
JUNE	-	-	-	12,500	-100.00%
TOTALS	\$ 137,500	\$ -	\$ 137,500	\$ 150,000	-8.33%

NOTE:

a - Agreement effective August 1, 2014.

b - Annual rent is \$150,000; monthly payment of \$12,500.

c - Due to the COVID-19 pandemic, beginning June 1, 2021 to September 30, 2021, monthly rent is abated.

EXELIS, INC.
GROUND LICENSE
 LICENSE EXPIRES 07/14/2028

	MONTHLY RENT	LATE / PENALTY FEES	20-21 MONTHLY REVENUE	19-20 MONTHLY REVENUE	% CHANGE
JULY	\$ 188	\$ -	\$ 188	\$ 188	0.00%
AUGUST	188	-	188	188	0.00%
SEPTEMBER	188	-	188	188	0.00%
OCTOBER	188	-	188	188	0.00%
NOVEMBER	188	-	188	188	0.00%
DECEMBER	188	-	188	188	0.00%
JANUARY	188	-	188	188	0.00%
FEBRUARY	188	-	188	188	0.00%
MARCH	188	-	188	188	0.00%
APRIL	188	-	188	188	0.00%
MAY	188	-	188	188	0.00%
JUNE	188	-	188	188	0.00%
TOTALS	\$ 2,256	\$ -	\$ 2,256	\$ 2,256	0.00%

HARMIC AIR, INC.
LICENSE AGREEMENT - TIEDOWN RELATED SERVICES
 LICENSE TERMINATED 12/31/2020

	MONTHLY GROSS RECEIPTS	MINIMUM RENT OR 8% GROSS (b)	LATE / PENALTY FEES	20-21 MONTHLY REVENUE	19-20 MONTHLY REVENUE	% CHANGE
JULY	\$ 1,350	\$ 125	\$ -	\$ 125	\$ 125	0.00%
AUGUST	1,350	125	-	125	125	0.00%
SEPTEMBER	1,350	125	-	125	125	0.00%
OCTOBER	1,125	125	-	125	125	0.00%
NOVEMBER	1,125	125	-	125	125	0.00%
DECEMBER	1,350	125	-	125	125	0.00%
JANUARY	-	-	-	-	125	-100.00%
FEBRUARY	-	-	-	-	125	-100.00%
MARCH	-	-	-	-	125	-100.00%
APRIL	-	-	-	-	125	-100.00%
MAY	-	-	-	-	125	-100.00%
JUNE	-	-	-	-	125	-100.00%
TOTALS	\$ 7,650	\$ 750	\$ -	\$ 750	\$ 1,500	-50.00%

NOTE:

a - License terminated December 31, 2020.

b - Greater of monthly minimum of \$125 or 8% of monthly gross receipts.

IDEMIA IDENTITY & SECURITY USA, LLC
LICENSE
UPON WRITTEN NOTICE

	MONTHLY RENT (b)	LATE / PENALTY FEES	20-21 MONTHLY REVENUE	19-20 MONTHLY REVENUE	% CHANGE
JULY	\$ 1,738	\$ -	\$ 1,738	\$ 1,646	5.59%
AUGUST	1,738	-	1,738	1,646	5.59%
SEPTEMBER	1,738	-	1,738	1,646	5.59%
OCTOBER	1,738	-	1,738	1,646	5.59%
NOVEMBER	1,738	-	1,738	1,646	5.59%
DECEMBER	1,738	-	1,738	1,646	5.59%
JANUARY	1,738	-	1,738	1,646	5.59%
FEBRUARY	1,738	-	1,738	1,646	5.59%
MARCH	1,738	-	1,738	1,646	5.59%
APRIL	1,738	-	1,738	1,646	5.59%
MAY	1,571	-	1,571	1,646	-4.56%
JUNE	1,571	-	1,571	1,738	-9.61%
TOTALS	\$ 20,522	\$ -	\$ 20,522	\$ 19,844	3.42%

NOTE:

a - License effective April 10, 2014. Effective January 1, 2018, name changed from MorphoTrust USA, LLC to Idemia Identity & Security USA, LLC.

b - Effective May 1, 2021, monthly rent increased from \$1,738 to \$1,571.

ONCALL CORPORATE JET REPAIR, INC.
MECHANIC LICENSE
 UPON WRITTEN NOTICE

	QUARTERLY RENT	LATE / PENALTY FEES	20-21 TOTAL REVENUE	19-20 TOTAL REVENUE	% CHANGE
JUL-SEP	\$ 250	\$ -	\$ 250	\$ 250	0.00%
OCT-DEC	250	-	250	250	0.00%
JAN-MAR	250	-	250	250	0.00%
APR-JUN	250	-	250	250	0.00%
TOTALS	\$ 1,000	\$ -	\$ 1,000	\$ 1,000	0.00%

ORANGE COUNTY CHAPTER OF THE AMERICAN INSTITUTE OF ARCHITECTS, A CALIFORNIA CORPORATION

LEASE EXPIRES 07/14/2027

	MONTHLY RENT (b)	LATE / PENALTY FEES	20-21 MONTHLY REVENUE	19-20 MONTHLY REVENUE	% CHANGE
JULY	\$ 2,777	\$ -	\$ 2,777	\$ 2,693	3.12%
AUGUST	2,805	-	2,805	2,777	1.01%
SEPTEMBER	2,805	-	2,805	2,777	1.01%
OCTOBER	2,805	-	2,805	2,777	1.01%
NOVEMBER	2,805	-	2,805	2,777	1.01%
DECEMBER	2,805	-	2,805	2,777	1.01%
JANUARY	2,805	-	2,805	2,777	1.01%
FEBRUARY	2,805	-	2,805	2,777	1.01%
MARCH	2,805	-	2,805	2,777	1.01%
APRIL	2,805	-	2,805	2,777	1.01%
MAY	2,805	-	2,805	2,777	1.01%
JUNE	2,805	-	2,805	2,777	1.01%
TOTALS	\$ 33,632	\$ -	\$ 33,632	\$ 33,240	1.18%

NOTE:

a - Lease effective July 15, 2017.

b - Effective August 1, 2020, monthly rent increased from \$2,777 to \$2,805.

VARIOUS (a)

PERIMETER FENCE ACCESS FEES

UPON WRITTEN NOTICE

LESSEE	TOTAL REVENUE	LATE / PENALTY FEES	20-21 TOTAL REVENUE	19-20 TOTAL REVENUE	% CHANGE
Alaska Airlines	\$ 3,541	\$ 109	\$ 3,650	\$ 3,559	2.56%
American Airlines	3,541	-	3,541	3,455	2.49%
Delta Airlines	3,541	566	4,107	3,673	11.82%
Southwest Airlines	3,541	-	3,541	3,455	2.49%
United Airlines (b)	2,650	126	2,776	3,455	-19.65%
TOTALS	\$ 16,814	\$ 801	\$ 17,615	\$ 17,597	0.10%

NOTE:

a - Effective March 2021, monthly access fee increased from \$294.09 to \$297.13.

b - United Airlines Perimeter Access Fence License terminated effective March 31, 2021.

RICH MULTIMEDIA TECHNOLOGIES
CONTRACT AGREEMENT - PUBLIC PHONE CONCESSION

LEASE EXPIRES 05/31/2025

	MONTHLY GROSS RECEIPTS	MINIMUM RENT AND % GROSS (c),(d)	LATE / PENALTY FEES	20-21 MONTHLY REVENUE	19-20 MONTHLY REVENUE	% CHANGE
JULY	\$ -	\$ 2,000	\$ -	\$ 2,000	\$ 1,318	51.75%
AUGUST	-	2,000	-	2,000	1,200	66.67%
SEPTEMBER	-	2,000	-	2,000	1,200	66.67%
OCTOBER	-	2,000	-	2,000	1,200	66.67%
NOVEMBER	-	2,000	200	2,200	1,200	83.33%
DECEMBER	-	2,000	5,000	7,000	1,200	483.33%
JANUARY	-	2,000	-	2,000	1,200	66.67%
FEBRUARY	875	2,219	-	2,219	1,200	84.92%
MARCH	875	2,219	-	2,219	6,200	-64.21%
APRIL	875	2,219	300	2,519	1,200	109.92%
MAY	875	2,219	-	2,219	1,200	84.92%
JUNE	-	-	500	500	2,308	-78.34%
TOTALS	\$ 3,500	\$ 22,876	\$ 6,000	\$ 28,876	\$ 20,626	40.00%

NOTE:

- a - Agreement effective June 3, 2015 and expired May 31, 2020.
- b - Agreement effective June 1, 2020.
- c - Greater of monthly minimum of \$1,200 or 20% of gross receipts through May 31, 2020. Effective June 1, 2020, monthly minimum is \$2,000 and 25% of gross receipts.
- d - Due to the COVID-19 pandemic, beginning June 1, 2021 to September 30, 2021, Minimum Annual Guarantee (MAG) rent is abated. Any annual percentage rent due over the MAG amount shall be reconciled at the end of the Lessee's accounting year.

SCHOOLSFIRST FEDERAL CREDIT UNION
AUTOMATED TELLER MACHINE
 MONTH TO MONTH

	TOTAL NUMBER OF TRANSACTIONS	REVENUE TO COUNTY (a),(b)	LATE / PENALTY FEES	20-21 MONTHLY REVENUE	19-20 MONTHLY REVENUE	% CHANGE
JULY	385	\$ 951	\$ -	\$ 951	\$ 4,150	-77.08%
AUGUST	422	1,042	112	1,154	4,108	-71.91%
SEPTEMBER	417	1,030	-	1,030	4,041	-74.51%
OCTOBER	476	1,176	-	1,176	3,952	-70.24%
NOVEMBER	365	902	-	902	3,544	-74.55%
DECEMBER	339	837	-	837	3,740	-77.62%
JANUARY	351	867	-	867	3,349	-74.11%
FEBRUARY	386	953	226	1,179	3,068	-61.57%
MARCH	668	1,650	-	1,650	1,445	14.19%
APRIL	778	1,922	-	1,922	363	429.48%
MAY	813	2,008	-	2,008	537	273.93%
JUNE	950	2,347	129	2,476	903	174.20%
TOTALS	6,350	\$ 15,685	\$ 467	\$ 16,152	\$ 33,200	-51.35%

NOTE:

a - Effective April 2018, fee is \$2.47 per transaction.

SMARTE CARTE
OPERATING AGREEMENT - LUGGAGE CART
 AGREEMENT EXPIRES 12/31/2021

	MONTHLY GROSS RECEIPTS	MONTHLY REVENUE % GROSS (b)	LATE / PENALTY FEES	20-21 MONTHLY REVENUE	19-20 MONTHLY REVENUE	% CHANGE
JULY	\$ 4,752	\$ -	\$ 331	\$ 331	\$ 967	-65.77%
AUGUST	7,461	74	-	74	967	-92.35%
SEPTEMBER	5,906	27	-	27	967	-97.21%
OCTOBER	5,655	20	-	20	967	-97.93%
NOVEMBER	6,978	59	5,000	5,059	967	423.16%
DECEMBER	5,327	10	-	10	967	-98.97%
JANUARY	6,551	-	-	-	967	-100.00%
FEBRUARY	5,941	-	-	-	967	-100.00%
MARCH	6,364	-	-	-	967	-100.00%
APRIL	10,490	-	-	-	967	-100.00%
MAY	12,607	-	-	-	967	-100.00%
JUNE	14,979	-	-	-	-	0.00%
TOTALS	\$ 93,011	\$ 190	\$ 5,331	\$ 5,521	\$ 10,637	-48.10%

NOTE:

a - Agreement effective June 1, 2015.

b - Greater of monthly minimum of \$967 or 6.5% of gross receipts through May 31, 2020.

Effective June 1, 2020, monthly gross receipts \$0 - \$5,000 = 0% commission; monthly gross receipts \$5,001 - \$10,000 = 3% commission; monthly gross receipts \$10,001 or more = 6% commission.

Effective January 1, 2021 no minimal annual guarantee or percentage rent due.

SOCAL JET SERVICES, INC.
MECHANIC LICENSE
 UPON WRITTEN NOTICE

	QUARTERLY RENT	LATE / PENALTY FEES	20-21 TOTAL REVENUE	19-20 TOTAL REVENUE	% CHANGE
JUL-SEP	\$ 250	\$ 54	\$ 304	\$ 250	21.60%
OCT-DEC	250	-	250	304	-17.76%
JAN-MAR	250	-	250	250	0.00%
APR-JUN	250	134	384	358	7.26%
TOTALS	\$ 1,000	\$ 188	\$ 1,188	\$ 1,162	2.24%

TRANSPORTATION SECURITY ADMINISTRATION

LEASE EXPIRES 09/30/2023

	MONTHLY RENT (b)	LATE / PENALTY FEES	20-21 MONTHLY REVENUE	19-20 MONTHLY REVENUE	% CHANGE
JULY	\$ 20,254	\$ -	\$ 20,254	\$ 19,289	5.00%
AUGUST	20,254	-	20,254	19,289	5.00%
SEPTEMBER	20,254	-	20,254	19,289	5.00%
OCTOBER	21,269	-	21,269	20,254	5.01%
NOVEMBER	21,269	-	21,269	20,254	5.01%
DECEMBER	21,269	-	21,269	20,254	5.01%
JANUARY	21,269	-	21,269	20,254	5.01%
FEBRUARY	21,269	2,214	23,483	20,254	15.94%
MARCH	21,269	-	21,269	20,254	5.01%
APRIL	21,269	419	21,688	20,254	7.08%
MAY	21,269	-	21,269	20,254	5.01%
JUNE	21,269	-	21,269	20,254	5.01%
TOTALS	\$ 252,183	\$ 2,633	\$ 254,816	\$ 240,153	6.11%

NOTE:

a - Lease effective October 1, 2018.

b - Effective October 2020, monthly rent increased from \$20,254 to \$21,269.



**JOHN WAYNE
AIRPORT
ORANGE COUNTY**

3160 Airway Avenue
Costa Mesa, California
92626-4608

